

OVERHEAD TRANSMISSION LINE ACCESSORIES OPGW - ADSS CABLE ACCESSORIES

Standard to Specific Advanced Technology



Sicame Group



ENERGY IS OUR JOB SINCE 50 YEARS

The S.A.A.E. product line has been specifically developed to serve all the needs of the overhead electrical line and telecommunication providers

- operating under severe climatic or polluted environments, on all cable types,
- looking for economical solutions by reducing their installation times and maintenance costs,
- willing to provide highly reliable equipments.



The S. A. A. E. solutions are supported by the technical teams of DERVAUX S.A

Offering you therefore a complete effective and reliable product HV and EHV range, from standard to specific, to fully satisfy your needs and requirements.

S. A. A. E. YOUR SOLUTION PROVIDER

S. A. A. E. and DERVAUX S.A. dedicated engineering and technical teams have acquired an internationally renowned expertise in studies designed for installation companies and operators of HV and EHV transmission networks.

SOMMAIRE CONTENTS SUMARIO

ACCESSOIRES DE CHAINES

3-80

STRING ACCESSORIES
ACCESORIOS PARA CADENA

ACCESSOIRES DE LIGNES

81-88

LINE FITTINGS
ACCESORIOS PARA LINEA

Les références marquées sur fond gris sont des produits standard.
All items shown on a grey background in the tables are standard products.
Las referencias escritas sobre fondo gris son productos estandard.

ACCESSOIRES DE CHAINES

String accessories

Accesorios para cadena

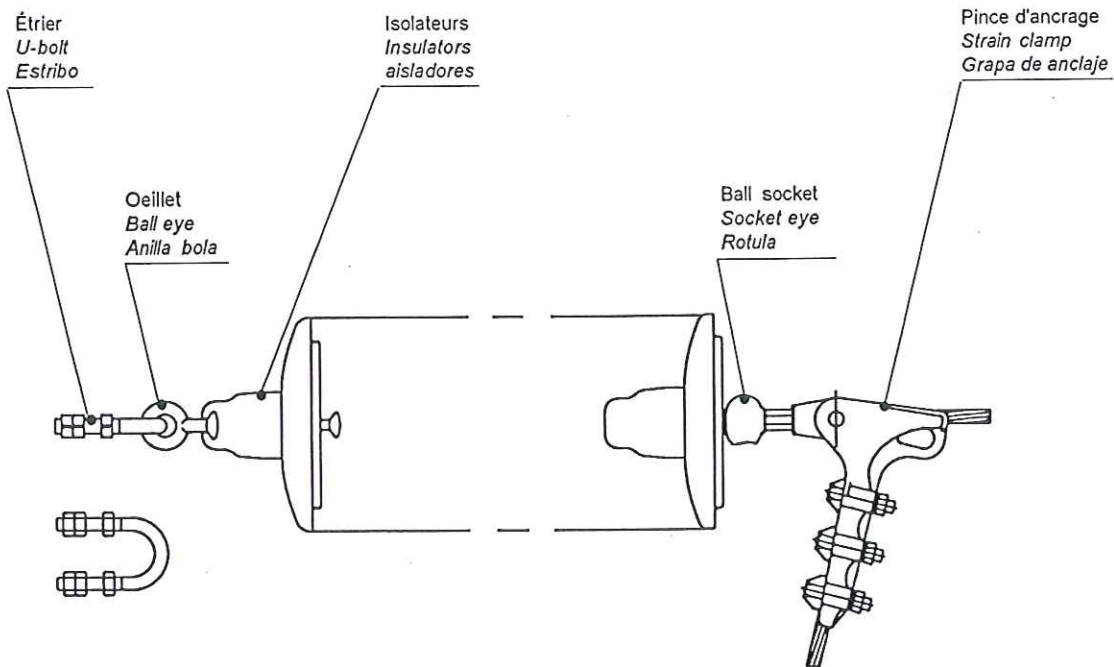
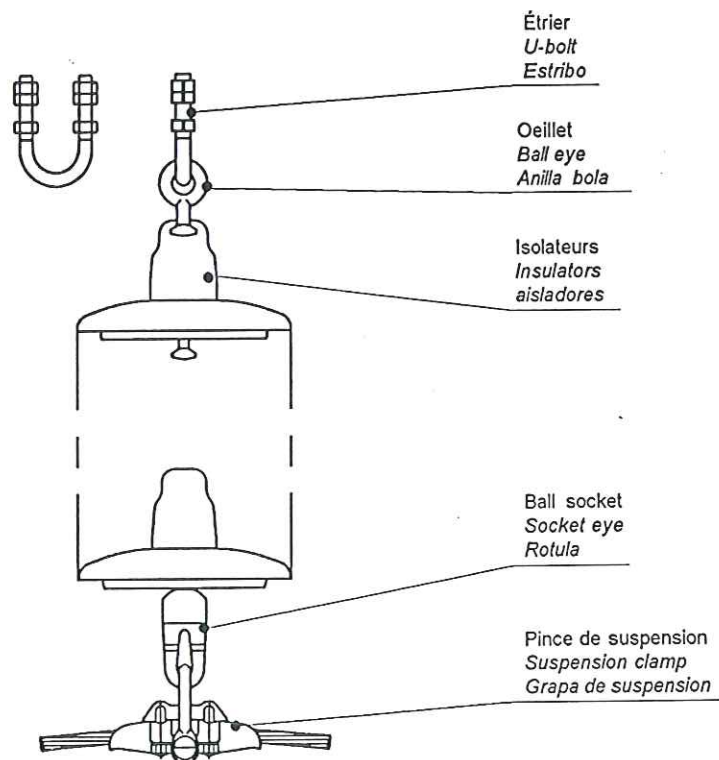
Page
Page
Pagina

Configuration de chaînes	<i>String type</i>	<i>Tipo de cadenas</i>	5-8
Etriers	<i>U Bolts</i>	<i>Estribos</i>	9
Paliers de fixation	<i>Tower adapters</i>	<i>Horquillas columna</i>	10
Supports spéciaux	<i>Special supports</i>	<i>Soportes especiales</i>	11
Chapes tourillons	<i>Tower swivel</i>	<i>Horquillas giratorias</i>	12
Manilles	<i>Shackles</i>	<i>Grilletes</i>	13-14
Oeillets	<i>Ball eyes</i>	<i>Annillas bola</i>	15-20
Crochets	<i>Ball hooks</i>	<i>Ganchos bola</i>	21
Ball sockets	<i>Socket tongues</i>	<i>Rotulas</i>	22-26
Rallonges	<i>Extension links</i>	<i>Alargadores</i>	27-28
Vés	<i>Vees</i>	<i>Ves</i>	29-30
Jumelles	<i>Double clevises</i>	<i>Horquillas paralelas</i>	31
Connecteurs chantournés	<i>Twisted connectors</i>	<i>Conectores revirados</i>	32
Chapes mixtes	<i>Clevis tongue connectors</i>	<i>Horquillas reviradas</i>	33
Connecteurs	<i>Connectors</i>	<i>Conectores</i>	34
Palonniers	<i>Yoke plates</i>	<i>Yugos</i>	35-36
Contrepoids	<i>Counterweights</i>	<i>Contrapesos</i>	37
Etriers de contrepoids	<i>U Bolts for counterweights</i>	<i>Estribos para contrapesos</i>	38
Cornes	<i>Arcing horns</i>	<i>Descargadores</i>	39-43
Raquettes	<i>Rackets</i>	<i>Raquetas</i>	44-45
Anneaux	<i>Grading rings</i>	<i>Anillos de protección</i>	46 ; 49
Tendeurs	<i>Turnbuckles</i>	<i>Tensores</i>	47-48 ; 50
Supports d'électrodes	<i>Electrode brackets</i>	<i>Soportes de descargadores</i>	51-52
Pinces d'ancrage	<i>Strain clamps</i>	<i>Grapas de anclaje</i>	53-54
Pinces de suspension	<i>Suspension clamps</i>	<i>Grapas de suspensión</i>	55-70
Blocs oscillants	<i>Tower top clamps</i>	<i>Balancines de suspensión</i>	71-72
Blocs de doublement	<i>PG clamps</i>	<i>Conectores bifilar</i>	73
Matériel de prise de terre	<i>Grounding equipment</i>	<i>Equipo de puesta a tierra</i>	74-77
Divers	<i>Miscellaneous</i>	<i>Diversos</i>	78-80

CONFIGURATIONS DE CHAINES 60 kv

60 kV String type

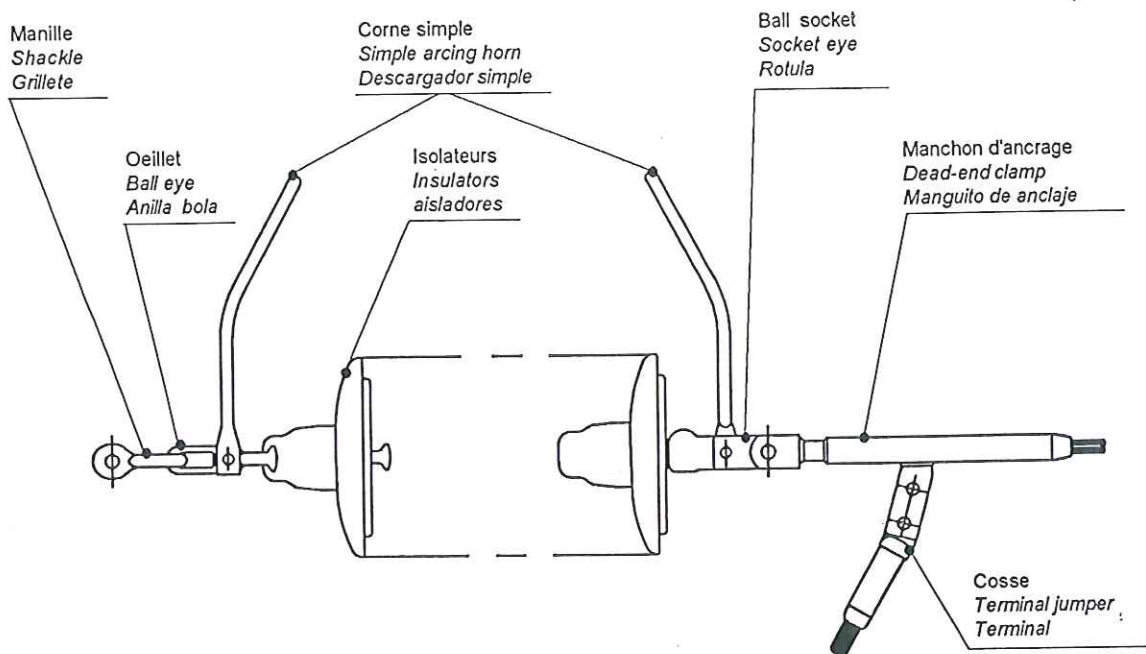
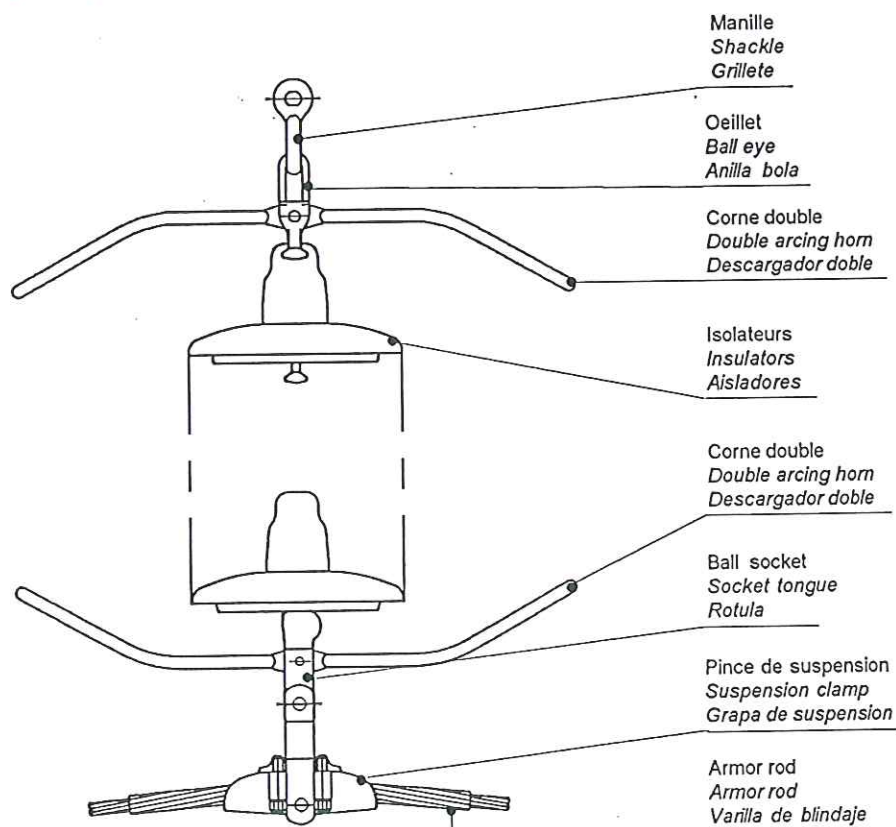
Tipo de cadena par 60 kv



CONFIGURATIONS DE CHAINES 132 kv

132 kV String type

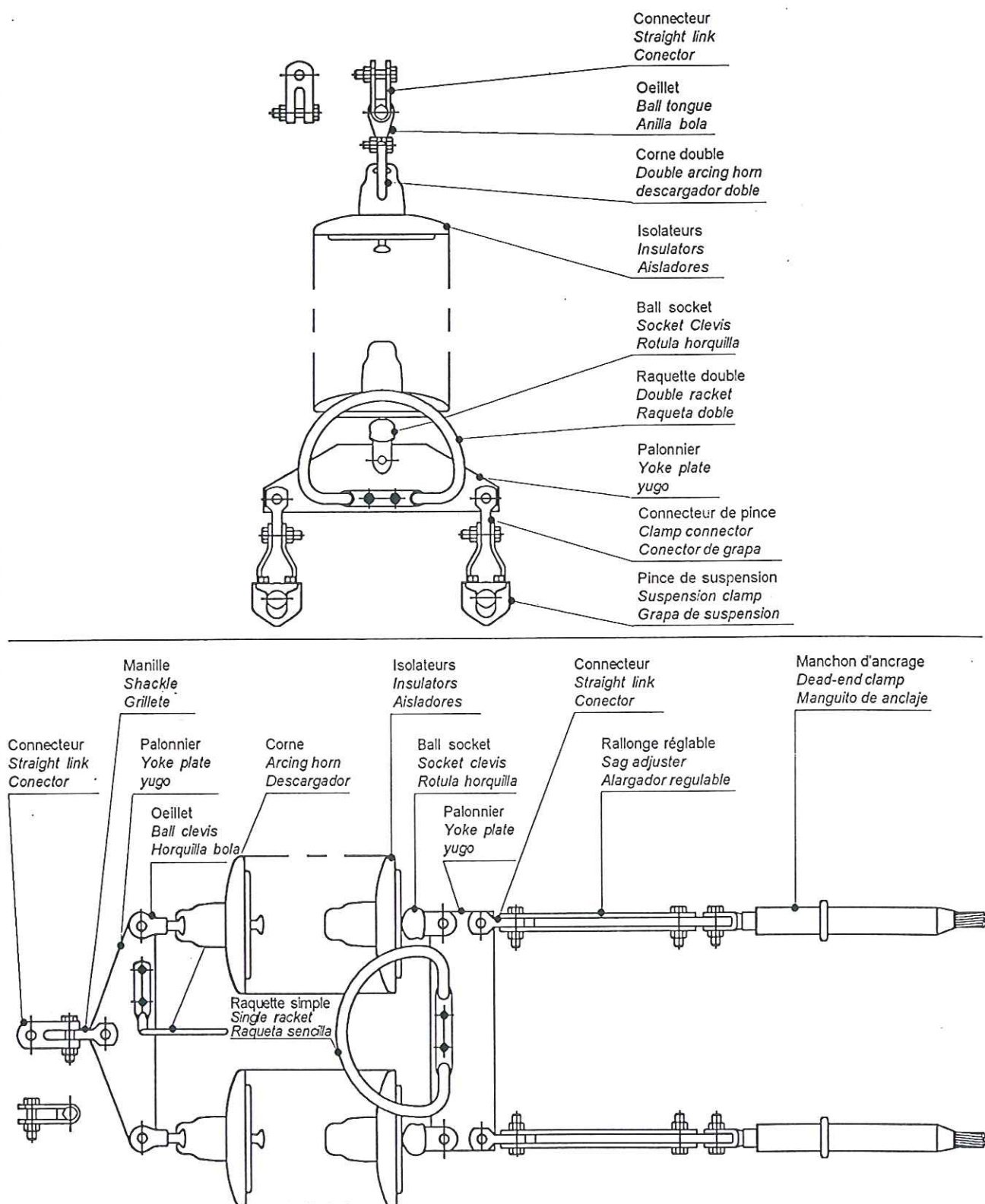
Tipo de cadena par 132 kv



CONFIGURATIONS DE CHAINES 220 kV

220 kV String type

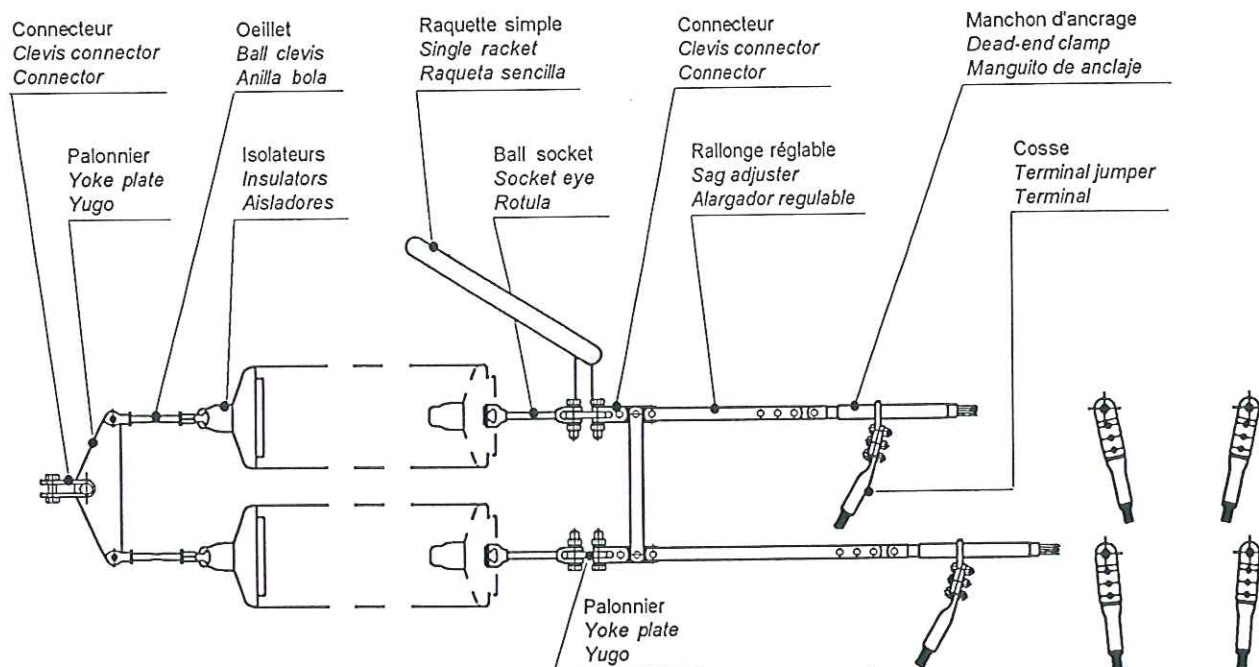
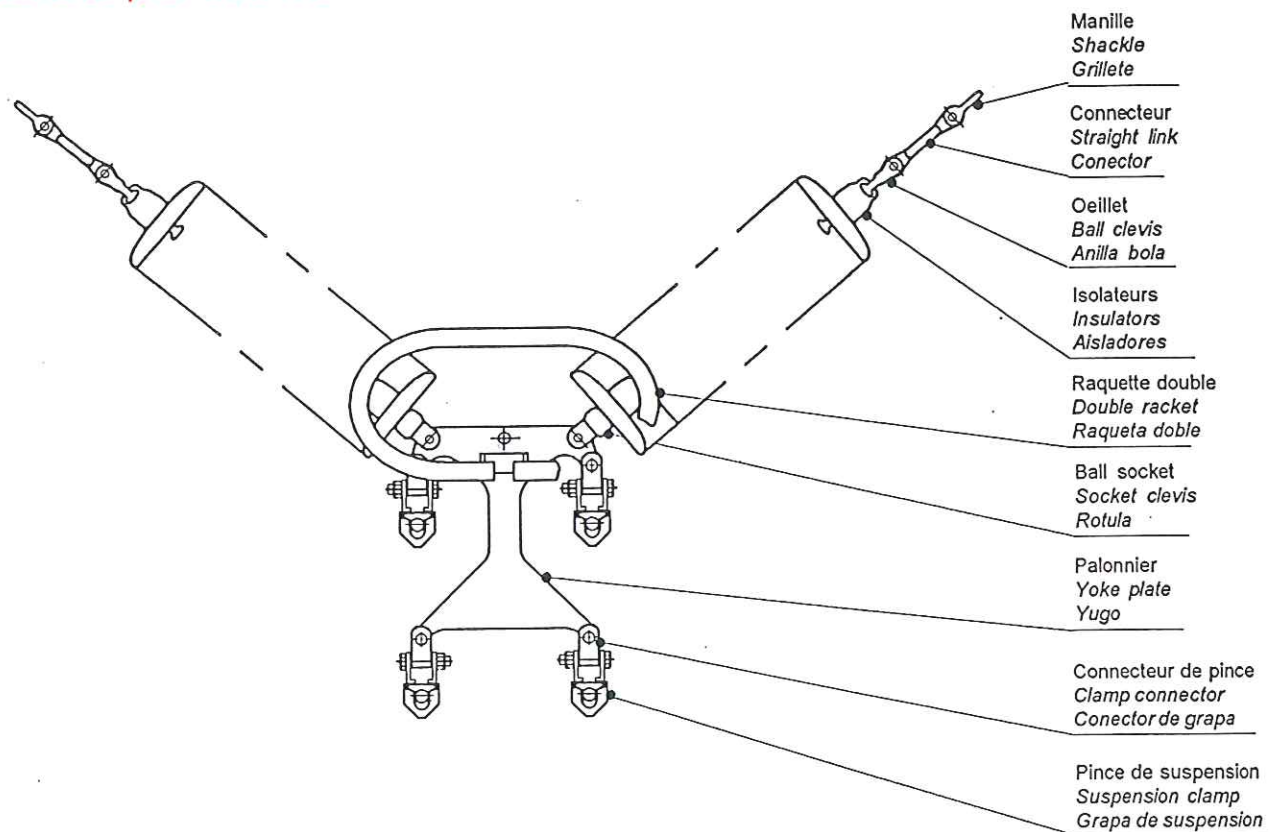
Tipo de cadena par 220 kV



CONFIGURATIONS DE CHAINES 500 kV

500 kV String type

Tipo de cadena par 500 kV



ETRIERS

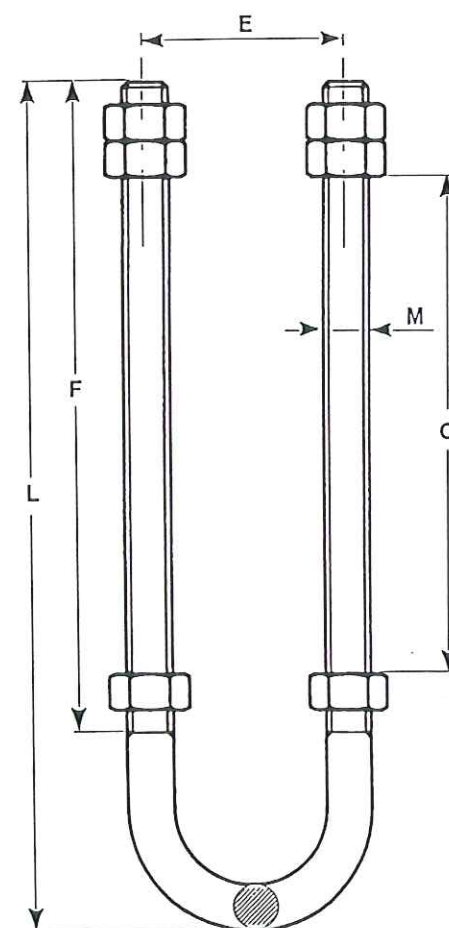
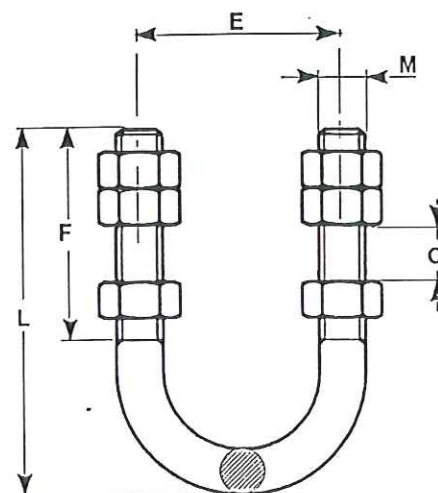
U Bolts
Estribos

REFERENCE	M	C	E	F	L	Charge de rupture Ultimate strength Carga de rotura (daN)	Poids net Net weight Peso neto (kg)
E 12 40 80	12	17	40	47	80	4000	0,225
E 14 40 90	14	21	40	60	90	7000	0,335
E 14 70 120	14	31	70	70	120	7000	0,395
E 14 70 200	14	111	70	150	200	7000	0,545
E 14 70 265	14	181	70	214	265	7000	0,695
E 16 70 130	16	30	70	69	130	10000	0,580
E 16 70 200	16	85	70	130	200	10000	0,765
E 18 70 130	18	35	70	80	130	15000	0,780
E 18 70 260	18	135	70	180	260	15000	1,240
E 18 90 115/60	18	15	90	60	115	15000	0,800
E 18 90 155/90	18	45	90	90	155	15000	0,920
E 20 70 155	20	42	70	90	155	18000	1,100
E 20 90 155	20	42	90	90	155	18000	1,180
E 22 80 175	22	46	80	100	175	22000	1,450
E 22 90 160	22	46	90	100	160	22000	1,350
E 24 90 165	24	43	90	100	165	30000	1,685

Nota : Tous ces étriers peuvent être en filet roulé ou taillé.

REFERENCE	M	C	E	F	L	Charge de rupture Ultimate strength Carga de rotura (daN)	Poids net Net weight Peso neto (kg)
E 14 70 350	14	211	70	244	350	7000	0,890
E 14 70 400	14	261	70	294	400	7000	0,990
E 14 70 450	14	361	70	394	450	7000	1,005
E 14 70 500	14	361	70	394	500	7000	1,200

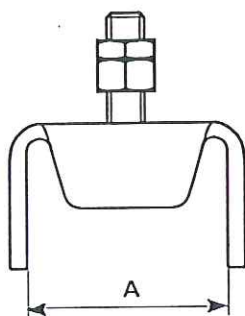
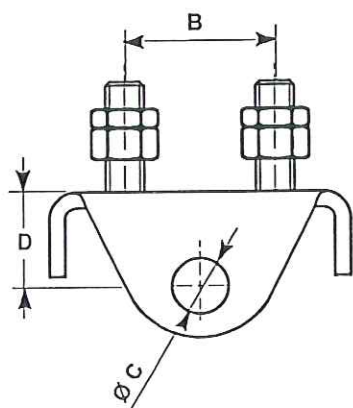
Acier galvanisé
Galvanized steel
Acero galvanizado



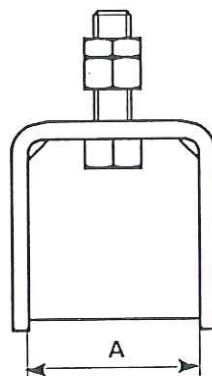
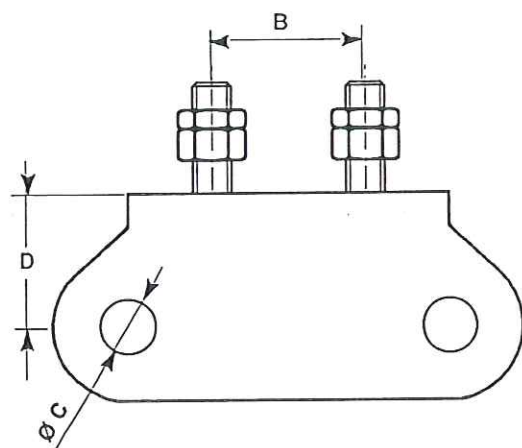
PALIERS DE FIXATION

Tower adapters
Horquillas columna

Aciergalvanisé
Galvanized steel
Acero galvanizado



Type 1



Type 2

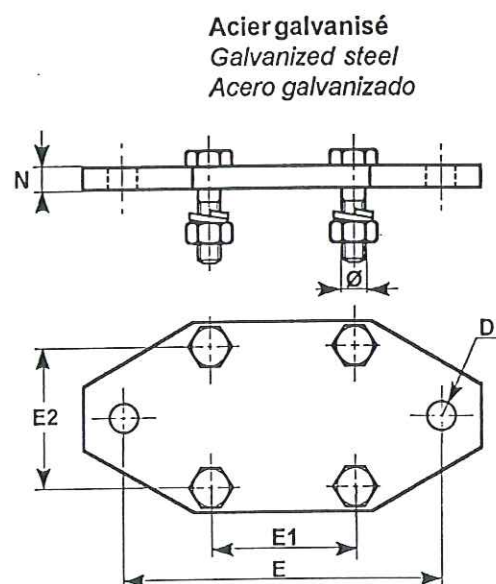
REFERENCE	A	B	Ø C	D	ØE	Charge de rupture Ultimate strength Carga de rotura (daN)	Type	Poids net Net weight Peso neto (kg)
PF 15 C	82	70	26	45	18	15000	1	1,90
PF 15 CA		90			24			2,60
PF 30 C	122		33	50	30	30000		4,30
PF 30 CA		5,50						
PF D 15	82	70	26	55	18	15000	2	3,85
PF D 30	122	90	33	60	24	30000		7,90

SUPPORTS SPECIAUX

Special supports
Soportes especiales

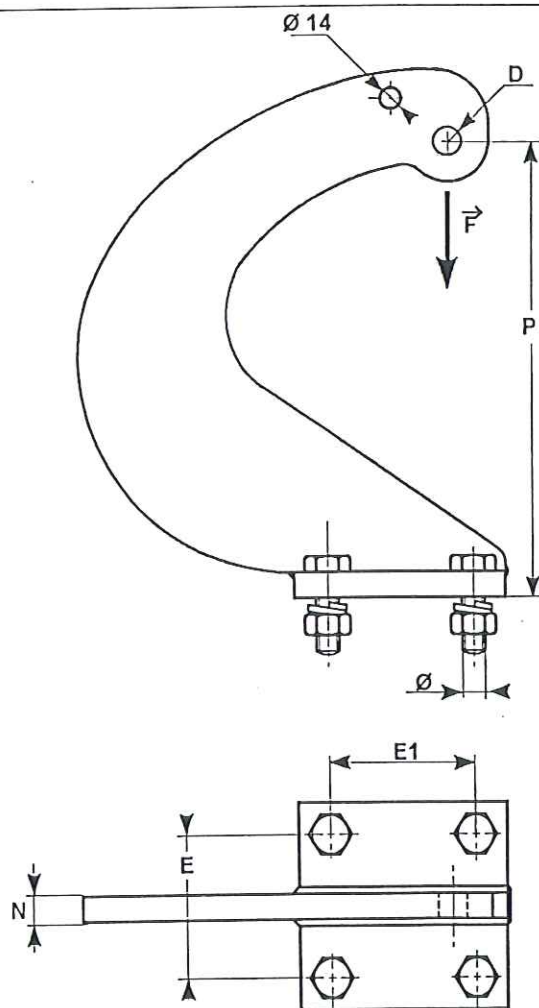
SUPPORT D'ANCRAGE TENSION BRACKET SUPPORTE DE ANCLAJE

N	Ø	D	E	E1	E2	U.T.S. (daN)	Net weight Poids net Gewicht Peso neto (kg)
14	16	18	200	90	90	12000	3,170



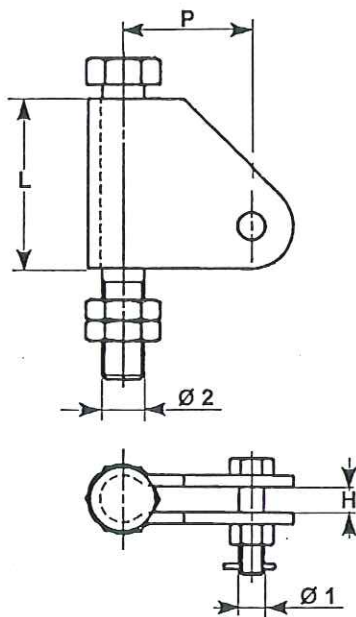
SUPPORT DE SUSPENSION SUSPENSION BRACKET SUPPORTE DE SUSPENSION

N	Ø	D	P	E	E1	U.T.S. (daN)	Net weight Poids net Gewicht Peso neto (kg)
16	16	18	296	90	90	7000	7,550



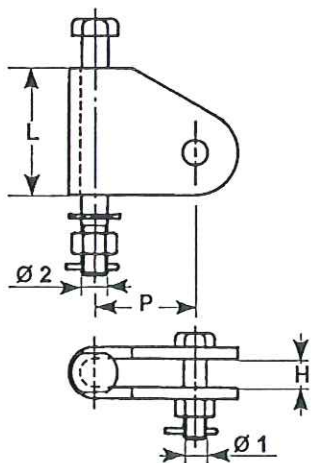
CHAPES TOURILLON

Tower swivels
Horquillas giratorias

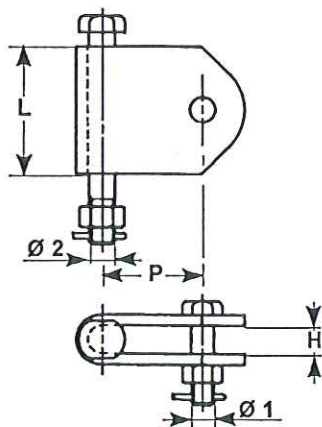


Aciergalvanisé
Galvanized steel
Acero galvanizado

REFERENCE	P	Ø 1	Ø 2	L	H	Charge de rupture Ultimate strength Carga de rotura (daN)	Poids net Net weight Peso neto (kg)
CT 15 80 A	70	18	24	80	18	15000	2,200
CT 15 120	90	18	30	120	18	15000	3,850
CT 15 160	125	18	39	160	18	15000	7,700
CT 30 120 B	90	24	30	120	23	30000	4,900
CT 30 160	125	24	39	160	23	30000	8,300
CT 60 160 B	125	33	39	160	32	60000	11,610
CT 60 250 A	180	33	56	250	32	60000	27,200



REFERENCE	P	Ø 1	Ø 2	L	H	Charge de rupture Ultimate strength Carga de rotura (daN)	Poids net Net weight Peso neto (kg)
CTE 10 90	70	16	18	96	20	10000	1,500
CT 15 90	70	18	24	96	26	15000	2,100
CTE 30 96	90	24	24	96	26	30000	3,500
CTE 30 110 B	95	24	24	114	26	30000	3,780



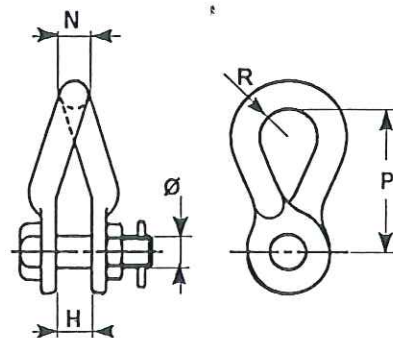
REFERENCE	P	Ø 1	Ø 2	L	H	Charge de rupture Ultimate strength Carga de rotura (daN)	Poids net Net weight Peso neto (kg)
CT 10 75	70	16	18	75	20	12000	1,450
CT 10 90	70	16	18	90	20	12000	1,500
CT 15 80 E	70	18	24	-	18	16500	2,180
CT 30 110 A	90	24	24	110	26	29000	3,700

MANILLES

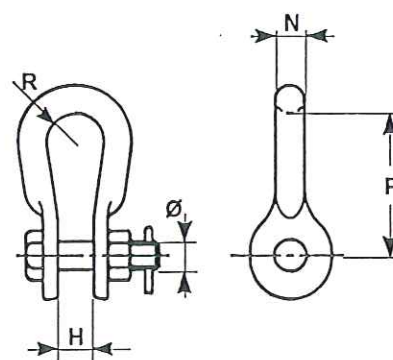
Shackles
Grilletes

Acier forgé galvanisé
Galvanized forged steel
Acero forjado galvanizado

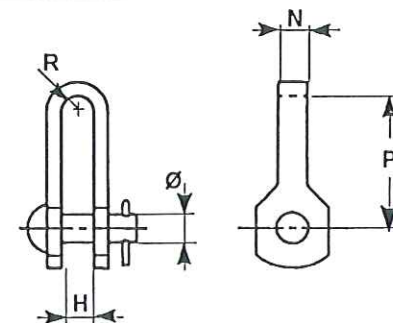
REFERENCE	P	Ø	H	N maxi	R	Charge de rupture Ultimate strength Carga de rotura (daN)	Poids net Net weight Peso neto (kg)
MT 18	80	18	20	16	16	12000	0,700



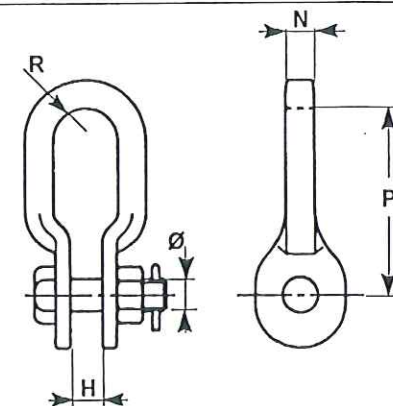
REFERENCE	P	Ø	H	N maxi	R	Charge de rupture Ultimate strength Carga de rotura (daN)	Poids net Net weight Peso neto (kg)
CH 16 S/AB	80	16	20	17,5	16	12000	0,600
CH 16 23	80	16	23	17,5	16	12000	0,560
CH 20	90	18	24	23	17	20000	1,000
CH 30	90	22	24	23,2	17	33000	1,100
CH 50	120	30	32	31,4	21	50000	2,760
CH 18 S/AB	80	18	20	17,5	16	16500	0,750
CH 18 S 26	80	18	26	17,5	16	16500	0,750
CH 16 S AR	80	16	20	17,5	16	10000	0,550



REFERENCE	P	Ø	H	N maxi	R	Charge de rupture Ultimate strength Carga de rotura (daN)	Poids net Net weight Peso neto (kg)
CH 16 C	75	16	18	17,5	9	10000	0,400
CH 16 C/AB	75	16	18	17,5	9	12000	0,460



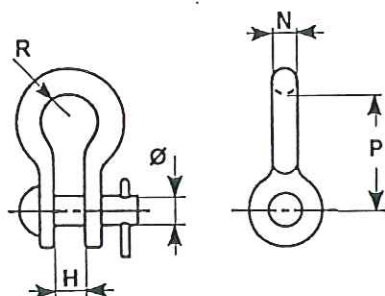
REFERENCE	P	Ø	H	N maxi	R	Charge de rupture Ultimate strength Carga de rotura (daN)	Poids net Net weight Peso neto (kg)
MN 15	105	18	18	17,5	19	15000	0,910
MN 30	133	24	23	19	19	30000	1,840



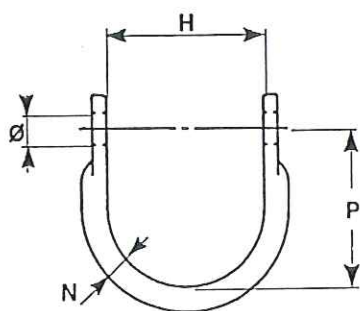
MANILLES

Shackles
Grilletes

Acier forgé galvanisé
Galvanized steel
Acero forjado galvanizado



REFERENCE	P	Ø	H	N maxi	R	Charge de rupture Ultimate strength Carga de rotura (daN)	Poids net Net weight Peso neto (kg)
CH 16 E	60	16	19	12	13	7000	0,290
CH 12 E	55	12	13	13	13	4000	0,270
CH 14 E	60	14	14	13	13	7000	0,280



REFERENCE	P	Ø	H	N maxi	Charge de rupture Ultimate strength Carga de rotura (daN)	Poids net Net weight Peso neto (kg)
M 80 28	80	16	28	14	7000	0,320
M 107 28	107	18	28	14	8000	0,360
M 92 35	92	18	35	14	7000	0,350
M 100 51	100	18	51	14	10000	0,360
M 88 52	88	16	52	14	4000	0,320
M 115 55	115	18	55	14	10000	0,385
M 85 61	85	18	61	14	10000	0,360
M 107 66	107	18	66	14	10000	0,385
M 125 68	125	18	68	16	4000	0,510
M 107 69	107	18	69	16	4000	0,410
M 95 70	95	18	70	14	10000	0,360
M 105 75	105	18	75	16	4000	0,460
M 115 78	115	18	78	18	10000	0,650
M 80 80	80	16	80	14	4000	0,320
M 80 80	80	18	80	14	7000	0,360
M 103 82	103	18	82	14	10000	0,360
M 80 84	80	16	84	14	7000	0,360
M 120 85	120	18	85	16	4000	0,510
M 90 88	90	18	88	14	10000	0,360
M 125 88	125	18	88	14x23	10000	0,620
M 130 92	130	18	92	16	4000	0,550
M 87 98	87	18	98	14	7000	0,360
M 135 98	135	18	98	18	7000	0,740
M 86 104	86	18	104	14	10000	0,360
M 130 85	130	20	85	16,5	13000	0,680

Disponible avec boulon ou axe rivet

Available with spindle bolt or spindle rivet

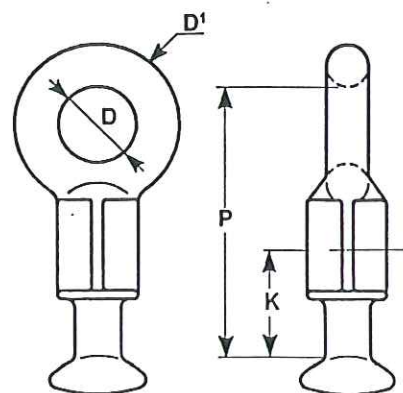
Disponible con eje pernos o roblon

OEILLETS

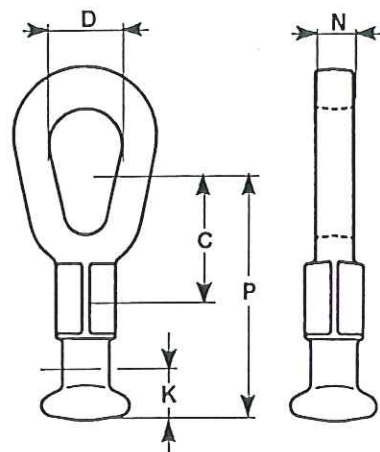
Ball eyes
Anillas bola

Acier forgé galvanisé
Galvanized forged steel
Acero forjado galvanizado

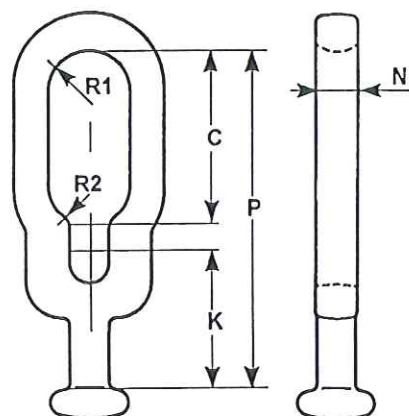
REFERENCE	Norme standard	P	K	D	D'	Charge de rupture Ultimate strength Carga de rotura (daN)	Poids net Net weight Peso neto (kg)
OC 16	16	95	39	27	57	13000	0,420



REFERENCE	Norme standard	P	C	D	K	N	Charge de rupture Ultimate strength Carga de rotura (daN)	Poids net Net weight Peso neto (kg)
OOC 22	52-8 52-11	131	60	34	43	18	22000	0,780



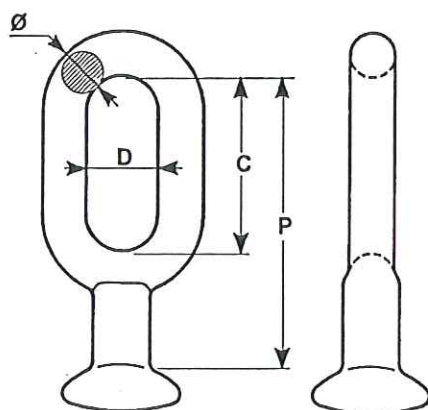
REFERENCE	Norme standard	P	R1	R2	C	N	K	Charge de rupture Ultimate strength Carga de rotura (daN)	Poids net Net weight Peso neto (kg)
OL 40	11	96	12,5	12,5	50	13	36	4000	0,200



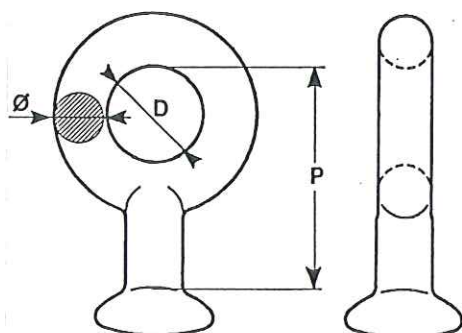
OEILLETS

Ball eyes
Anillas bola

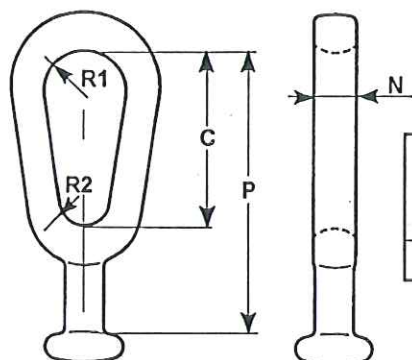
Acier forgé galvanisé
Galvanized forged steel
Acero forjado galvanizado



REFERENCE	Norme standard	P	D	C	Ø	Charge de rupture Ultimate strength Carga de rotura (daN)	Poids net Net weight Peso neto (kg)
OO 70	16	82	20	50	13	7000	0,250
OO 16	16	106	34	70	18	10000	0,570



REFERENCE	Norme standard	P	D	Ø	Charge de rupture Ultimate strength Carga de rotura (daN)	Poids net Net weight Peso neto (kg)
O 11	11	52	23	11	5000	0,110
OR 70	16	62	27	16	12000	0,260



REFERENCE	Norme standard	P	R1	R2	C	N	Charge de rupture Ultimate strength Carga de rotura (daN)	Poids net Net weight Peso neto (kg)
OO 11	11	80	11,5	7	50	13	5000	0,180

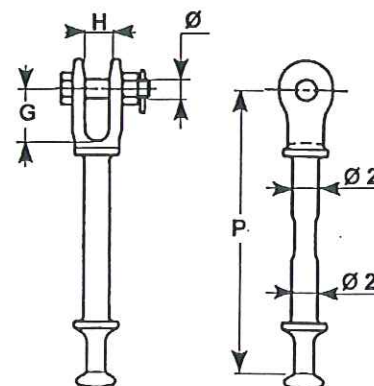
OEILLETS A CHAPE

Ball CLEVIS

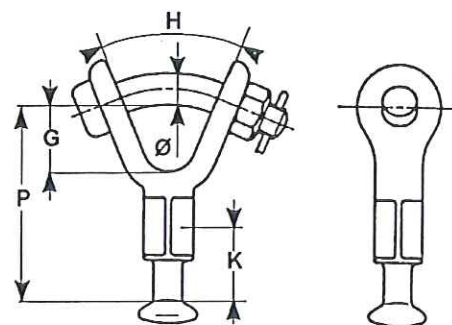
Horquillas bola

Acier forgé galvanisé
Galvanized forged steel
Acero forjado galvanizado

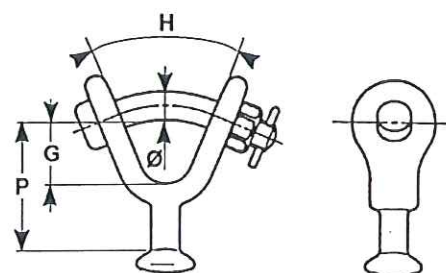
REFERENCE	Norme standard	P	G	H	Ø	Ø 2	Charge de rupture Ultimate strength Carga de rotura (daN)	Poids net Net weight Peso neto (kg)
ODLB 16	16	242	38	18	16	38	13500	1,210
ODLBC 201	20	276	43	22	18	22	10000	1,720



REFERENCE	Norme standard	P	G	H	Ø	K	Charge de rupture Ultimate strength Carga de rotura (daN)	Poids net Net weight Peso neto (kg)
OYC 16	16	112	37	45°	18	42	10000	0,930



REFERENCE	Norme standard	P	G	H	Ø	Charge de rupture Ultimate strength Carga de rotura (daN)	Poids net Net weight Peso neto (kg)
OY 16	16	72	37	45°	18	10000	0,760

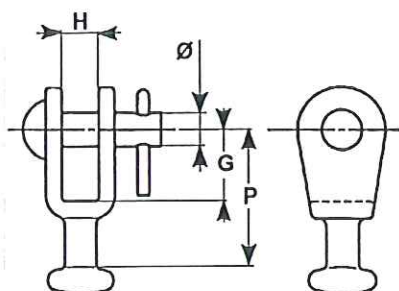


OEILLETS A CHAPE

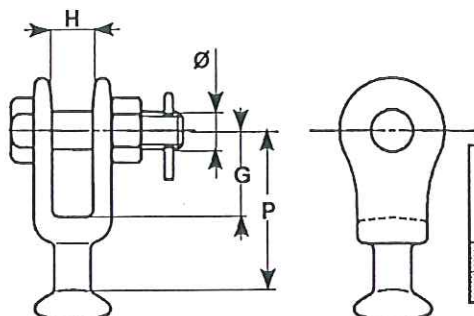
Ball CLEVIS

Horquillas bola

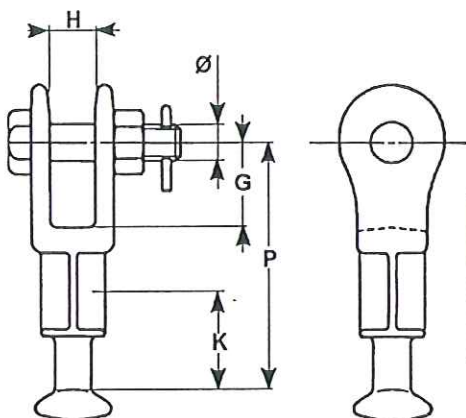
Acier forgé galvanisé
Galvanized forged steel
Acero forjado galvanizado



REFERENCE	Norme standard	P	G	H	Ø	Charge de rupture Ultimate strength Carga de rotura (daN)	Poids net Net weight Peso neto (kg)
OD 11	11	48	25	13	12	4000	0,190



REFERENCE	Norme standard	P	G	H	Ø	Charge de rupture Ultimate strength Carga de rotura (daN)	Poids net Net weight Peso neto (kg)
OD 16	16	68	34	18	16	13000	0,600
OD 201	20	78	41	22	18	16500	0,880



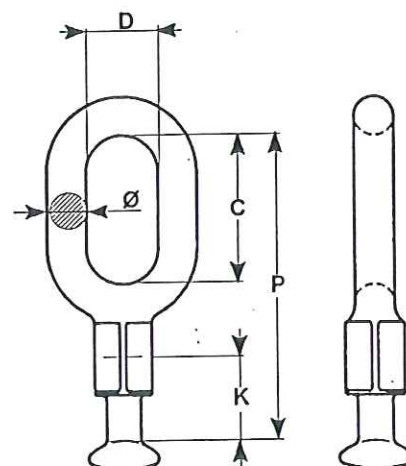
REFERENCE	Norme standard	P	G	H	K	Ø	Charge de rupture Ultimate strength Carga de rotura (daN)	Poids net Net weight Peso neto (kg)
ODC 16	16	107	37	20	42	16	13500	0,680
ODC 20	20	112	41	24	43	18	21000	1,140

OEILLETS

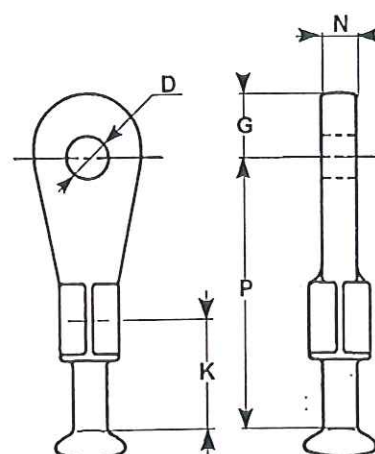
Ball eyes
Anillas bola

Acier forgé galvanisé
Galvanized forged steel
Acero forjado galvanizado

REFERENCE	Norme standard	P	C	K	D	Ø	Charge de rupture Ultimate strength Carga de rotura (daN)	Poids net Net weight Peso neto (kg)
OOC 16	16	143	70	39	34	18	13000	0,700
OOC 16 7	16	116	50	39	20	12,7	7000	0,460
OO 180	52-5	142	70	38	34	18	13500	0,850
OO 200	20	146	70	42	34	18	16500	0,820



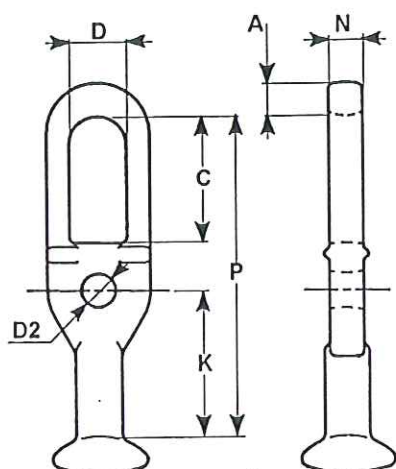
REFERENCE	Norme standard	P	G	K	N	D	Charge de rupture Ultimate strength Carga de rotura (daN)	Poids net Net weight Peso neto (kg)
OE 150	20	146	30	56	16	20	16000	0,830
OE 100	16	127	30	54	16	20	10000	0,590
OE 300	24	109	40	47	20	26	30000	1,030



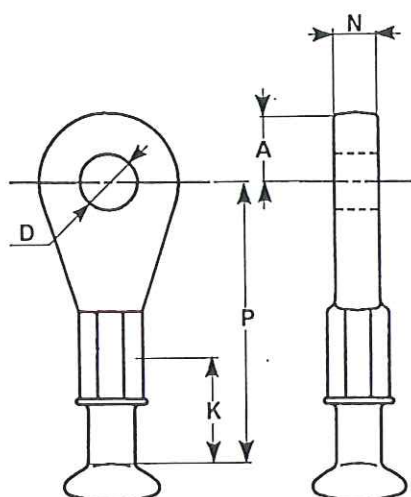
OEILLETS

Ball eyes
Anillas bola

Acier forgé galvanisé
Galvanized forged steel
Acero forjado galvanizado



REFERENCE	Norme standard	P	K	A	D	C	N	D2	Charge de rupture Ultimate strength Carga de rotura (daN)	Poids net Net weight Peso neto (kg)
OP 16	16	118	49	12	20	50	16	13	13000	0,350



REFERENCE	Norme standard	P	K	A	N	D	Charge de rupture Ultimate strength Carga de rotura (daN)	Poids net Net weight Peso neto (kg)
OTC 16	16	100	38	24,5	16	20	13500	0,480
OTC 20	20	98	35	29,5	16	20	15000	0,650

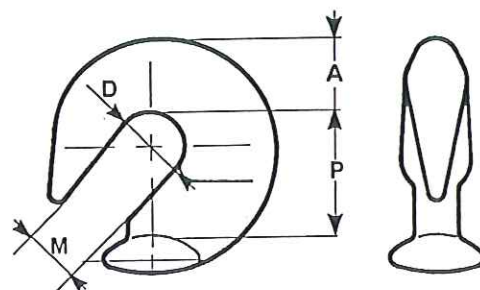
CROCHETS

Ball Hooks

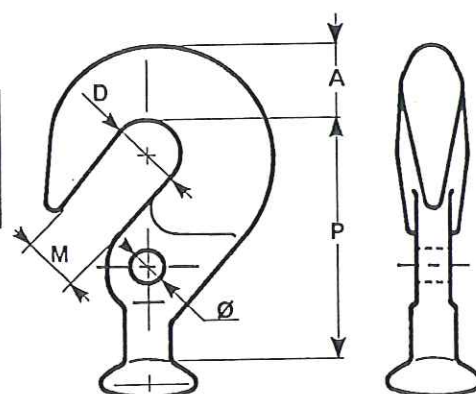
Ganchos bola

Acier forgé galvanisé
Galvanized forged steel
Acero forjado galvanizado

REFERENCE	Norme standard	P	A	M	D	Charge de rupture Ultimate strength Carga de rotura (daN)	Poids net Net weight Peso neto (kg)
OH 16	16	44	26	21	24	12000	0,580



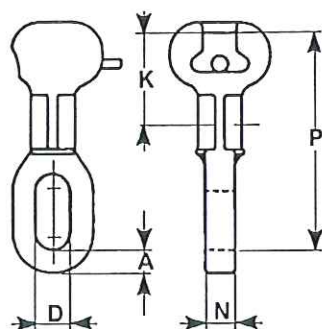
REFERENCE	Norme standard	P	A	M	D	Ø	Charge de rupture Ultimate strength Carga de rotura (daN)	Poids net Net weight Peso neto (kg)
OHP 16 5	16	83	26	21	24	12	5000	0,650



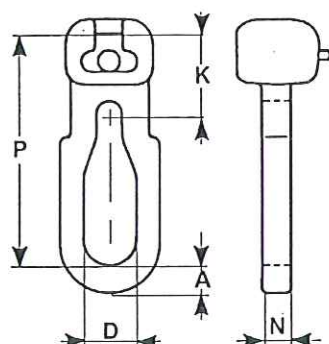
BALL SOCKETS

Socket tongues
Rotulas

Fonte galvanisée
Galvanized cast iron
Fundición maleable galvanizada

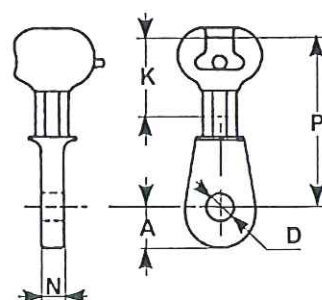


REFERENCE	Norme standard	P	D	A	N	K	Charge de rupture Ultimate strength Carga de rotura (daN)	Poids net Net weight Peso neto (kg)
BS 70	16	132	20	13,5	18	55	7000	0,810

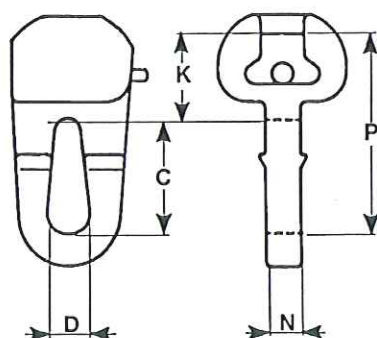


REFERENCE	Norme standard	P	D	A	N	K	Charge de rupture Ultimate strength Carga de rotura (daN)	Poids net Net weight Peso neto (kg)
BS 40 *	11	105	23	15	13	36	4000	0,360

* Acier
Steel
Acero



REFERENCE	Norme standard	P	D	A	N	K	Charge de rupture Ultimate strength Carga de rotura (daN)	Poids net Net weight Peso neto (kg)
BSC 16 7	16	122	20	29	13	54	7000	0,825
BSC 161	16	122	20	29	16	54	10600	0,900
BSC 201	20	138	20	36,5	16	68	16000	1,475



REFERENCE	Norme standard	P	K	D	C	N	Charge de rupture Ultimate strength Carga de rotura (daN)	Poids net Net weight Peso neto (kg)
BSO 16 8	16	94	46	20	54	18	8000	0,780

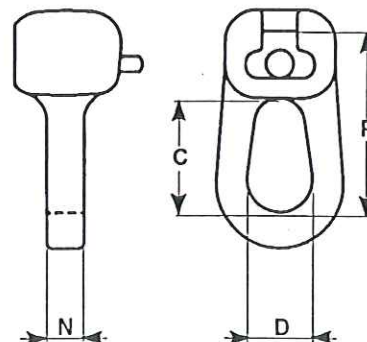
BALL SOCKETS

Socket tongues

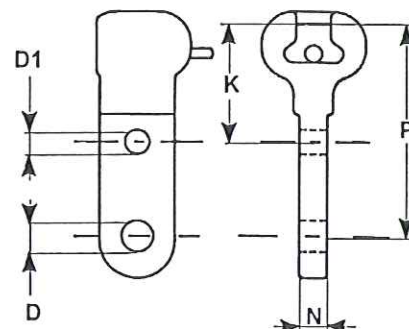
Rotulas

Fonte galvanisée
Galvanized cast iron
Fundición maleable galvanizada

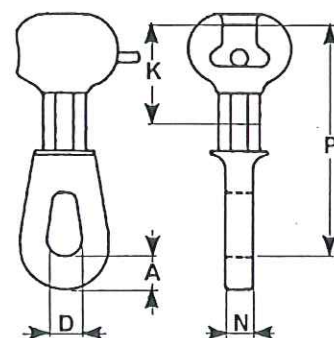
REFERENCE	Norme standard	P	D	C	N	Charge de rupture Ultimate strength Carga de rotura (daN)	Poids net Net weight Peso neto (kg)
BSO 11	11	64	23,5	39,5	13,5	5000	0,300



REFERENCE	Norme standard	P	D	D1	N	K	Charge de rupture Ultimate strength Carga de rotura (daN)	Poids net Net weight Peso neto (kg)
BSP 16	16	123	20	13	16	68	13000	1,050
BSPL 16	16	153	20	13	16	98	13000	1,200



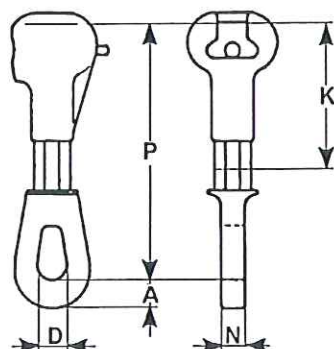
REFERENCE	Norme standard	P	D	A	N	K	Charge de rupture Ultimate strength Carga de rotura (daN)	Poids net Net weight Peso neto (kg)
BSOC 16	16	133	20	20	17,5	55	12000	0,880



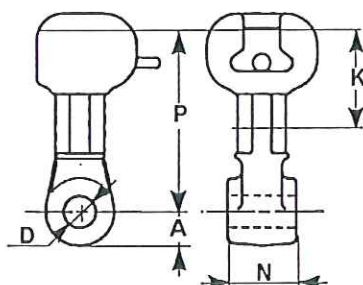
BALL SOCKETS

Socket tongues
Rotulas

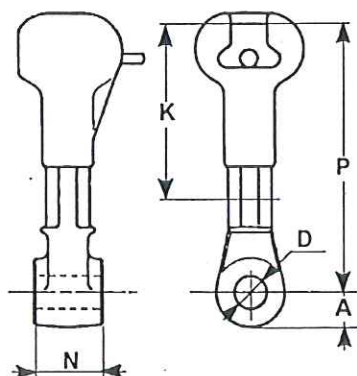
Fonte galvanisée
Galvanized cast iron
Fundición maleable galvanizada



REFERENCE	Norme standard	P	D	A	N	K	Charge de rupture Ultimate strength Carga de rotura (daN)	Poids net Net weight Peso neto (kg)
BSOLC 16	16	173	20	20	17,5	95	12000	1,015

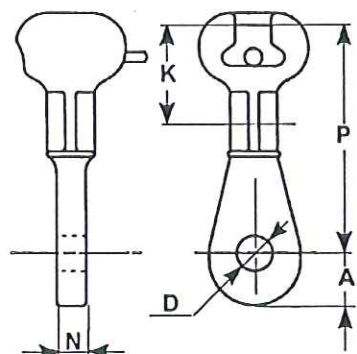


REFERENCE	Norme standard	P	D	A	N	K	Charge de rupture Ultimate strength Carga de rotura (daN)	Poids net Net weight Peso neto (kg)
BSTC 16 38	16	103	18	19	37,5	52	12000	1,015
BSTC 16 54	16	103	18	19	53,5	52	12000	1,055
BSTC 16 61	16	103	20	19	60,5	52	12000	1,070



REFERENCE	Norme standard	P	D	A	N	K	Charge de rupture Ultimate strength Carga de rotura (daN)	Poids net Net weight Peso neto (kg)
BSTLC 16 38	16	148	18,5	19	38	95	12000	1,300
BSTLC 16 61	16	148	18,5	19	60,5	95	12000	1,390

Acier forgé galvanisé
Galvanized forged steel
Acero forjado galvanizado



REFERENCE	Norme standard	P	D	A	N	K	Charge de rupture Ultimate strength Carga de rotura (daN)	Poids net Net weight Peso neto (kg)
BS 100	16	127	20	30	16	54	10000	0,900
BS 150	20	146	20	30	16	58	15000	1,460
BS 300	24	148	26	40	20	73	30000	2,170

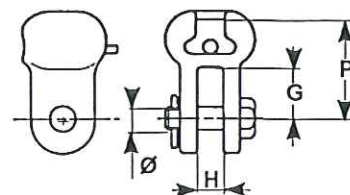
BALL SOCKETS A CHAPE

Socket clevises

Rotulas de horquillas

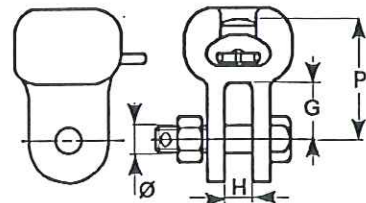
Fonte galvanisée
Galvanized cast iron
Fundición maleable galvanizada

REFERENCE	Norme standard	P	Ø	H	G	Charge de rupture Ultimate strength Carga de rotura (daN)	Poids net Net weight Peso neto (kg)
BSD 11	11	46	12	12,5	25	4000	0,250
BSD 161	16	69	16	18	34	12000	0,950

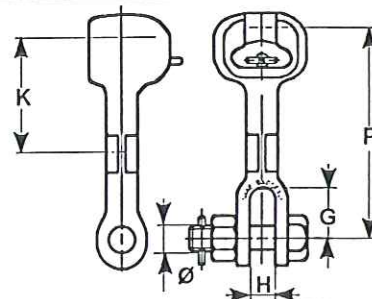


REFERENCE	Norme standard	P	Ø	H	G	Charge de rupture Ultimate strength Carga de rotura (daN)	Poids net Net weight Peso neto (kg)
BSD 20 *	20	84	18	21	38	16500	1,400
BSD 201	20	80	18	18		16000	1,400

* Acier - Steel - Acero

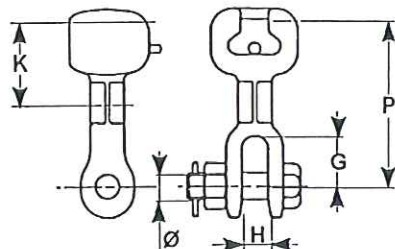


REFERENCE	Norme standard	P	Ø	K	H	G	Charge de rupture Ultimate strength Carga de rotura (daN)	Poids net Net weight Peso neto (kg)
BSDLC 16	16	163	16	95	20	36	12000	1,500
BSDLC 241	24	188	22		22	46	22000	2,500

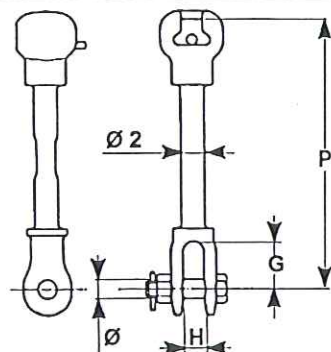


Acier forgé galvanisé
Galvanized forged steel
Acero forjado galvanizado

REFERENCE	Norme standard	P	Ø	K	H	G	Charge de rupture Ultimate strength Carga de rotura (daN)	Poids net Net weight Peso neto (kg)
BSDC 20	20	137	22	55	22	41	21000	1,920
BSDC 221	22	135	18	67	22	41	16000	1,760



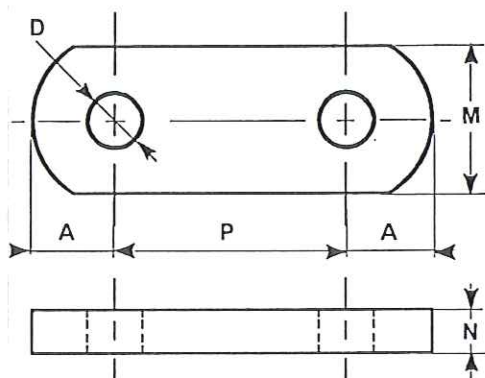
REFERENCE	Norme standard	P	Ø	Ø 2	H	G	Charge de rupture Ultimate strength Carga de rotura (daN)	Poids net Net weight Peso neto (kg)
BSDLB 16	16	258	16	22	18	45	12000	1,870



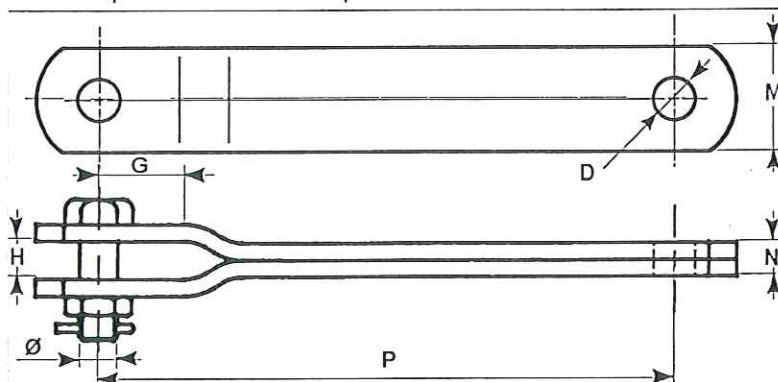
RALLONGES

Extension links
Alargadores

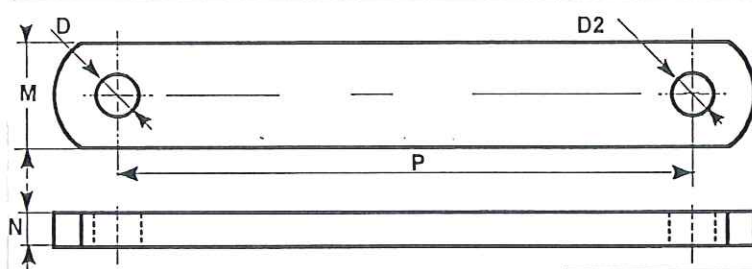
Acier galvanisé
Galvanized steel
Acero galvanizado



REFERENCE	P	A	N	M	D	Charge de rupture Ultimate strength Carga de rotura (daN)	Poids net Net weight Peso neto (kg)
CD 15 A	110	30	16	50	20	15000	0,930
CD 30 A	110	40	20	70	26	30000	1,790
CD 60 A	150	58	28	100	36	60000	4,980



REFERENCE	P	Ø	D	H	G	N	M	Charge de rupture Ultimate strength Carga de rotura (daN)
RL 4 (P)	Selon les besoins du client According to client requirements Segun lo que necesita el cliente	12	14	18	25	8	40	4000
RL 7 (P)		14	16	18	30	10	50	7000
RL 12 (P)		16	18	18	40	16	40	12000
RL 16 (P)		18	20	18	40	16	50	16000
RL 20 (P)		18	20	18	40	16	50	21000
RL 32 (P)		24	26	23	43	20	70	30000
RL 64 (P)		33	36	32	63	28	100	64000



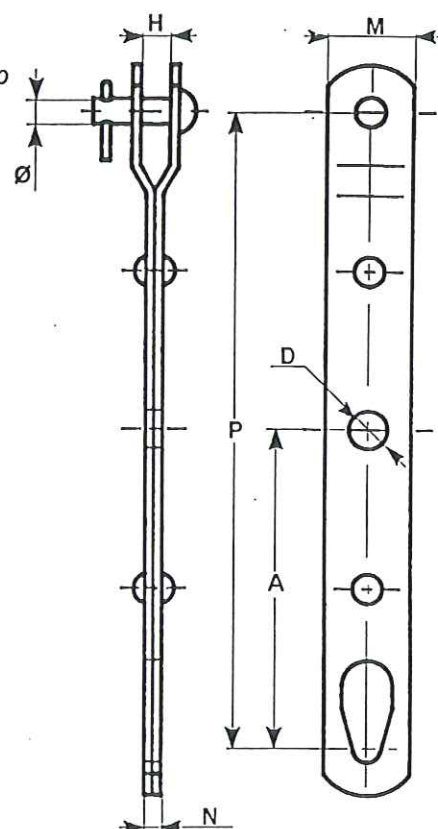
REFERENCE	P	D	D2	N	M	Charge de rupture Ultimate strength Carga de rotura (daN)
CD 12	Selon les besoins du client According to client requirements Segun lo que necesita el cliente	18	18	16	40	12000
CD 16 (P)		20	20	16	50	16000
CD 20		20	20	16	50	21000

RALLONGES

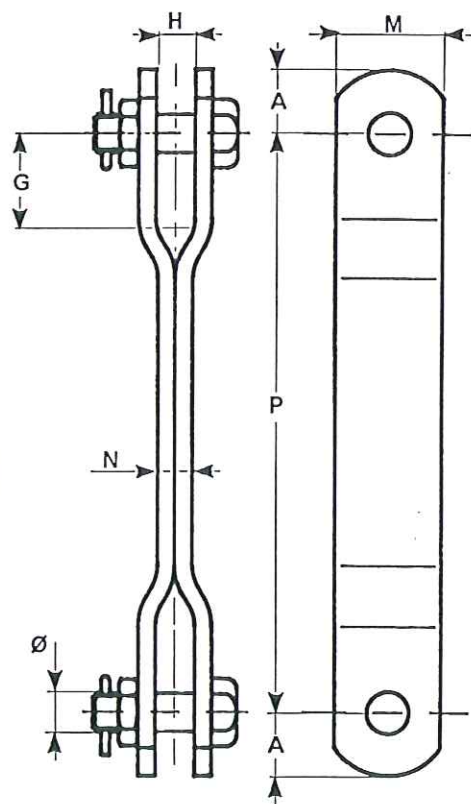
Extension links
Alargadores

Acier galvanisé
Galvanized steel
Acero galvanizado

REFERENCE	P	Ø	D	H	A	N	M	Charge de rupture Ultimate strength Carga de rotura (daN)	Poids net Net weight Peso neto (kg)
RL 40 90	90	12		14	45	8	40	4000	0,300
RL 40 300	300	12	18	14	150	8	40	4000	1,000
RL 40 400	400	12	18	14	200	8	40	4000	1,100
RL 40 600	600	12	18	14	300	8	40	4000	1,750
RL 70 300	300	16	18	18	155	10	50	7000	1,350



REFERENCE	P	A	N	M	H	Ø	G	Charge de rupture Ultimate strength Carga de rotura (daN)	Poids net Net weight Peso neto (kg)
RLF 12	200	25	16	40	18	16	40	12000	1,840
RLF 16	550	30	16	50	18	18	40	16000	4,200
RLF 32	200	40	20	70	23	24	43	32000	1,840

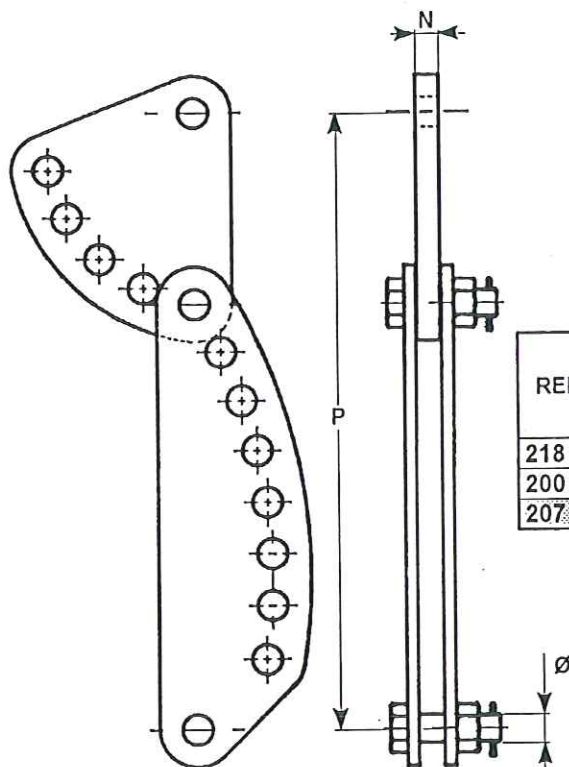


RALLONGES REGLABLES

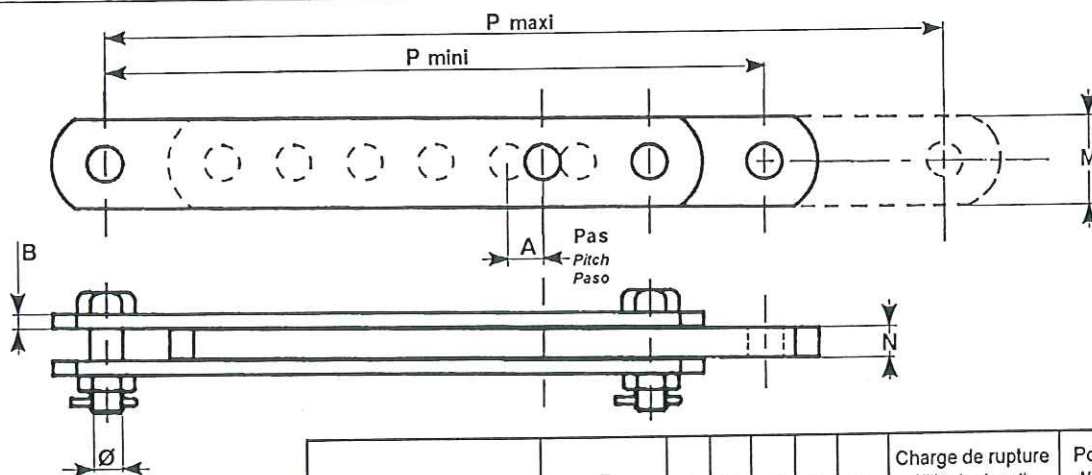
Adjustable extension links

Alargadores regulable

Acier galvanisé
Galvanized steel
Acero galvanizado



REFERENCE	P		Pas Pitch Paso	N	Ø	Charge de rupture Ultimate strength Carga de rotura (daN)	Poids net Net weight Peso neto (kg)
	mini	maxi					
218 530 P 8	218	530	8	20	24	16500	11,750
200 500 P 25	200	500	25	20	24	33000	11,700
207 512 P 6,5	207	512	6,5	16	18	16500	8,940



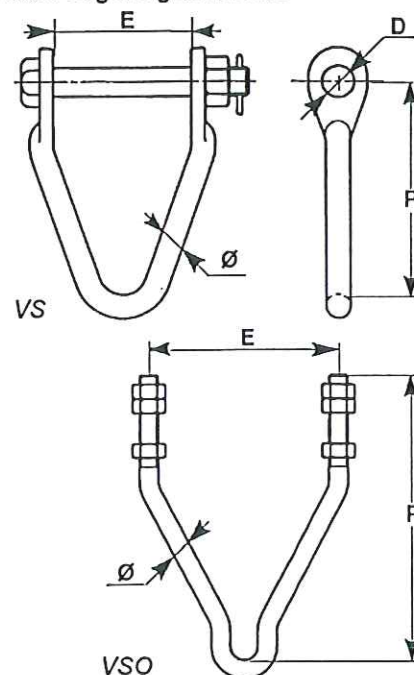
REFERENCE	P		A	N	M	B	Ø	Charge de rupture Ultimate strength Carga de rotura (daN)	Poids net Net weight Peso neto (kg)
	mini	maxi							
1000 1500 P 10	1000	1500	10	16	50	8	16	12000	11,000
520 832 P 13	520	832	13	16	50	8	18	16000	6,110
520 820 P 25	520	820	25	20	50	8	24	30000	11,080
515 830 P 45	515	830	45	16	50	8	18	16000	6,280
480 780 P 25	480	780	25	16	50	8	18	16000	5,700
430 680 P 25	430	680	25	16	50	8	16	12000	5,100
370 570 P 20	370	570	20	16	50	8	18	16000	4,350

VES SYMETRIQUES

Symetrical vees
Ve simetricos

REFERENCE	P	D	E	Ø	Charge de rupture Ultimate strength Carga de rotura (daN)	Poids net Net weight Peso neto (kg)
VS135 100	135	20	100	16	16000	1,035
VS 160 102	160	24	102	16	16000	1,490
VSO 14	215	-	140	14	*	0,740

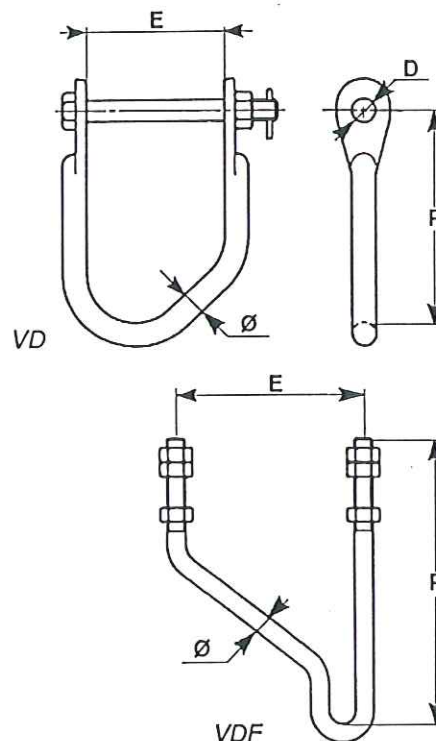
Acier forgé galvanisé
Galvanized forged steel
Acero forjado galvanizado



VES DISSYMETRIQUES DISSYMETRICAL VEES VE DISIMETRICOS

REFERENCE	P	D	E	Ø	Charge de rupture Ultimate strength Carga de rotura (daN)	Poids net Net weight Peso neto (kg)
VD 200 150	200	18	150	18	8050	1,470
VD 135 75	135	20	75	16	11000	1,000
VDF 14	215	-	140	14	*	0,780
VDF 16	215	-	140	16	*	1,040

Acier forgé galvanisé
Galvanized forged steel
Acero forjado galvanizado

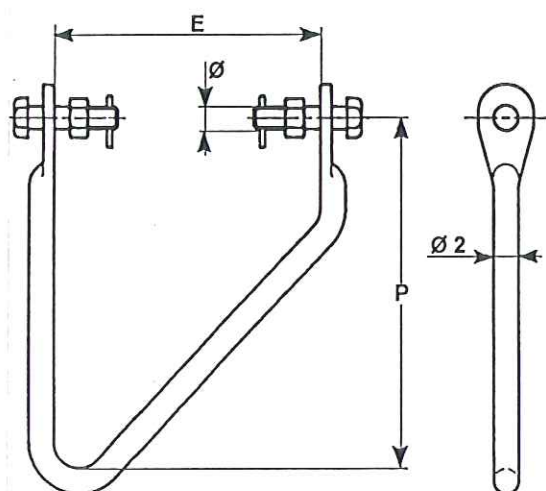


* Charge de rupture variable selon l'angle d'application de l'effort ; Nous consulter.
Variable depending on vertical and transversal loads ; Consult us.
Carga de rotura variable segun el angulo de aplicacion del esfuerzo ; Consultarnos.

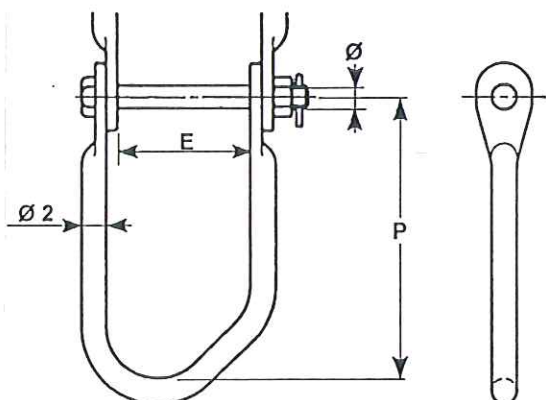
VES DISSYMETRIQUES

Dissymetrical vees
Ve disimetricos

Acier forgé galvanisé
Galvanized forged steel
Acero forjado galvanizado



REFERENCE	P	Ø 2	E	Ø	Charge de rupture Ultimate strength Carga de rotura (daN)	Poids net Net weight Peso neto (kg)
VD 188 250	250	18	188	16	10000	1,100



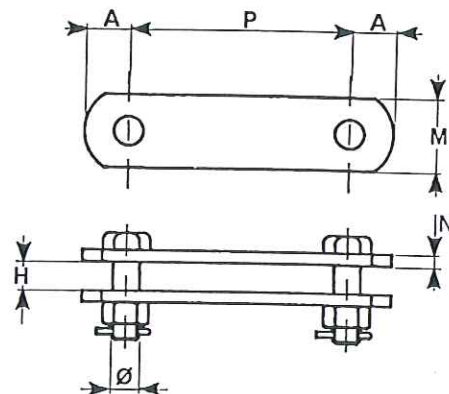
REFERENCE	P	Ø	E	Ø 2	Charge de rupture Ultimate strength Carga de rotura (daN)	Poids net Net weight Peso neto (kg)
VDD 102 200	200	16	94	18	5000	2,400

JUMELLES

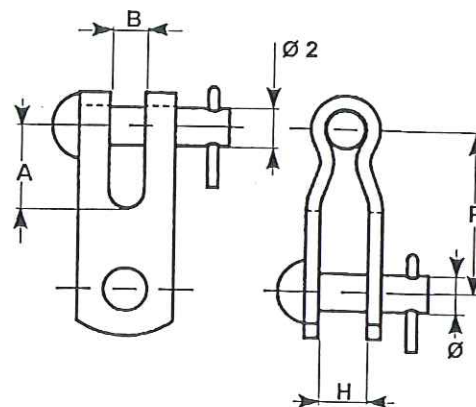
Double clevises
Horquillas paralelas

Aciergalvanisé
Galvanized steel
Acero galvanizado

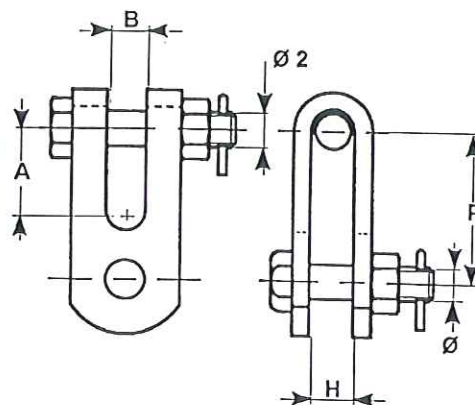
REFERENCE	P	Ø	A	M	H	N	Charge de rupture Ultimate strength Carga de rotura (daN)
JU 12 (P)	Selon les besoins du client	16	25	40	20	8	12000
JU 16 (P)	According to client requirements	18	30	50	22	8	16000
JU 32 (P)	Segun lo que necesita el cliente	24	40	70	23	10	32000
JU 64 (P)		33	58	100	32	14	64000



REFERENCE	P	A	H	B	Ø	Ø 2	Charge de rupture Ultimate strength Carga de rotura (daN)	Poids net Net weight Peso neto (kg)
Q 16 X 16	60	30	17	13	14	14	4000	0,330



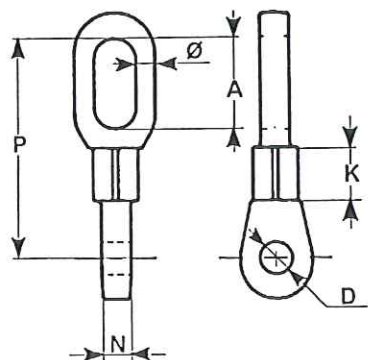
REFERENCE	P	A	H	B	Ø	Ø 2	Charge de rupture Ultimate strength Carga de rotura (daN)	Poids net Net weight Peso neto (kg)
CCCC 12	70	38	25	22	16	16	12000	0,780
CCCC 16	90	58	20	18	18	18	16000	1,280
CCCC 20	90		22	22	18	18	21000	1,770
CCCC 24	200	42	32	22	24	24	24000	3,270
CCCC 30	90		26	24	24	24	32000	2,320



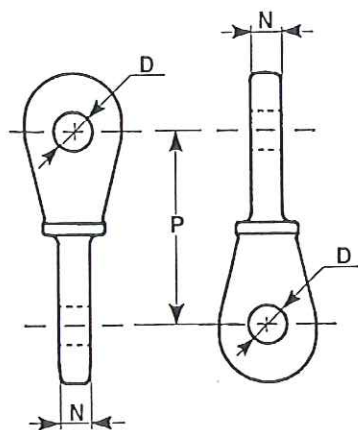
CONNECTEURS CHANTOURNES

Twisted connectors
Conectores revirados

Acier forgé galvanisé
Forged galvanized steel
Acero forjado galvanizado



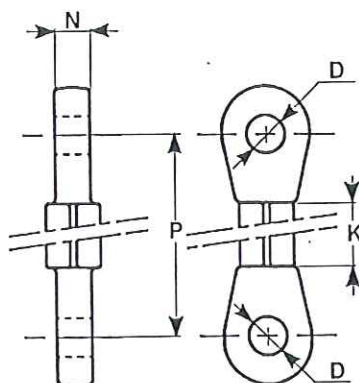
REFERENCE	P	Ø	A	K	N	D	Charge de rupture Ultimate strength Carga de rotura (daN)	Poids net Net weight Peso neto (kg)
CCOTC 18	137	12	56	33	18	20	17000	0,750



REFERENCE	P	D	N	Charge de rupture Ultimate strength Carga de rotura (daN)	Poids net Net weight Peso neto (kg)
CC 15 A	110	20	16	15000	0,750
CC 30 A	110	26	20	30000	1,430
CC 16	100	20	16	16000	0,740
CC 30 E	105	26	20	30000	1,600
CC 60 A	150	36	28	60000	4,150

CONNECTEURS DROITS STRAIGHT LINKS CONECTORES

Acier galvanisé
Galvanized steel
Acero galvanizado



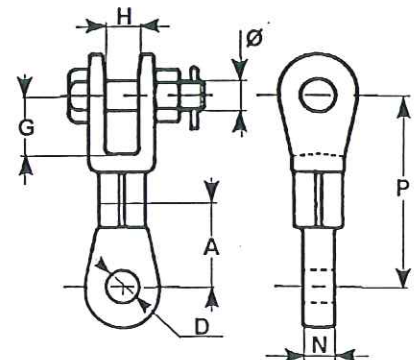
REFERENCE	Type	P	D	N	K	Charge de rupture Ultimate strength Carga de rotura (daN)	Poids net Net weight Peso neto (kg)
CDTTC 18	droit	105	20	18	33	17000	0,700
CCTTC 18	chantoumé						

CHAPES MIXTES

Clevis tongue connectors
Horquillas reviradas

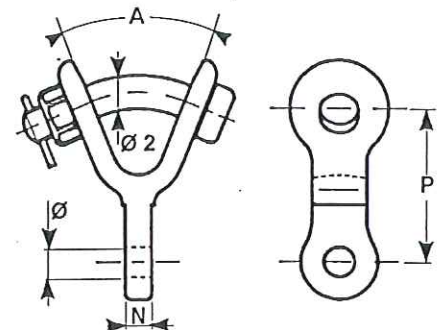
Acier forgé galvanisé
Galvanized forged steel
Acero forjado galvanizado

REFERENCE	P	Ø	A	H	N	D	G	Charge de rupture Ultimate strength Carga de rotura (daN)	Poids net Net weight Peso neto (kg)
CCTCC 18	115	18	52	20	18	20	35	17000	1,080
CCTCC 25	140	22	65	22	20	26	47	25000	1,820



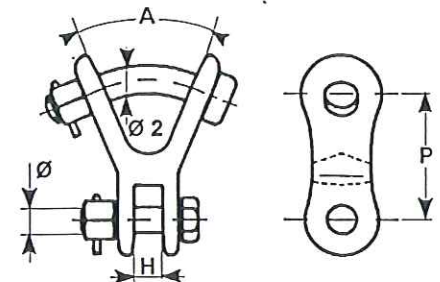
CONNECTEURS DROITS TENON "Y" STRAIGHT CONNECTORS "Y" CLEVIS EYE HORQUILLAS EN "Y" PARALELA

REFERENCE	P	Ø	Ø 2	A	N	Charge de rupture Ultimate strength Carga de rotura (daN)	Poids net Net weight Peso neto (kg)
CDYT 16 C	92	18	20	45°	16	12000	1,200
CDYT 19 C	90	21	20	45°	19,5	16500	1,240



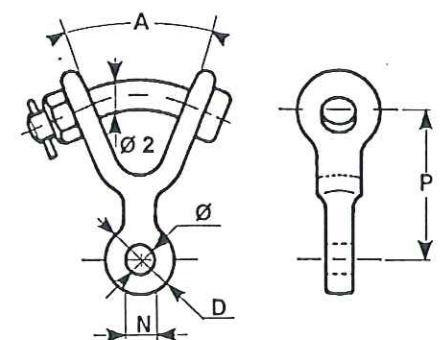
CHAPES "Y" "Y" CLEVIS EYE HORQUILLAS "Y"

REFERENCE	P	Ø	Ø 2	A	H	Charge de rupture Ultimate strength Carga de rotura (daN)	Poids net Net weight Peso neto (kg)
CDYC 16 C	80	16	18	45°	18	12000	1,140
CDYC 19 C	95	18	20	45°	22	16500	1,500



CONNECTEURS CHANTOURNES TENON "Y" TWISTED CONNECTORS "Y" CLEVIS EYE HORQUILLAS EN "Y" TRANSVERSAL

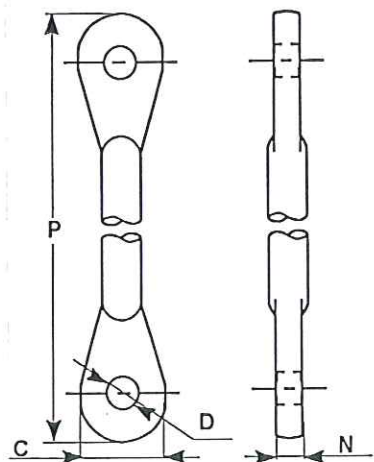
REFERENCE	P	Ø	Ø 2	A	N	D	Charge de rupture Ultimate strength Carga de rotura (daN)	Poids net Net weight Peso neto (kg)
CCYT 16 C	90	18	18	45°	16	42	14000	0,970
CCYT 19 C	90	21	20	45°	19,5	44	16500	1,240



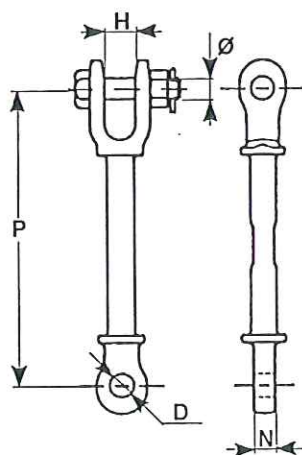
CONNECTEURS

connectors
Conectores

Acier forgé galvanisé
Galvanized forged steel
Acero forjado galvanizado

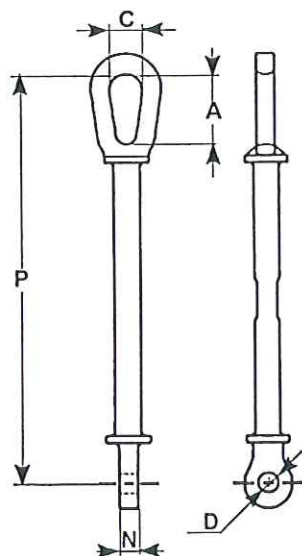


REFERENCE	P	D	N	C	Charge de rupture Ultimate strength Carga de rotura (daN)	Poids net Net weight Peso neto (kg)
CDTT 16 2660	2660	20	16	50	16000	9,760



SPECIAL TRAVAUX SOUS TENSION
ESPECIALLY FOR LIVE LINE WORKING
ESPECIAL PARA TRABAJOS EN TENSION

REFERENCE	P	Ø	D	H	N	Charge de rupture Ultimate strength Carga de rotura (daN)	Poids net Net weight Peso neto (kg)
CCLBTC 18	250	18	20	22	18	16500	1,500

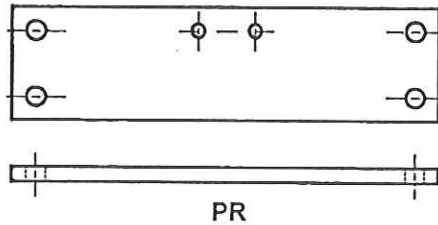


REFERENCE	P	D	A	N	C	Charge de rupture Ultimate strength Carga de rotura (daN)	Poids net Net weight Peso neto (kg)
CCLBOT 16 C	351	18	60	16	28	12000	1,250

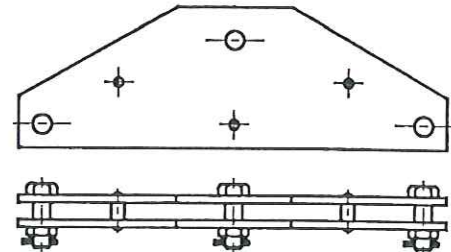
PALONNIERS

Yoke plates
Yugos

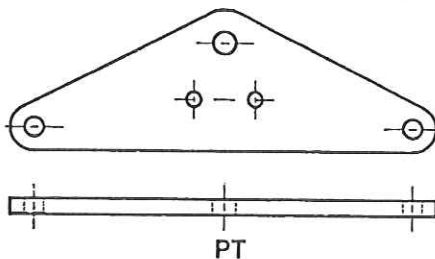
Acier galvanisé
Galvanized steel
Acero galvanizado



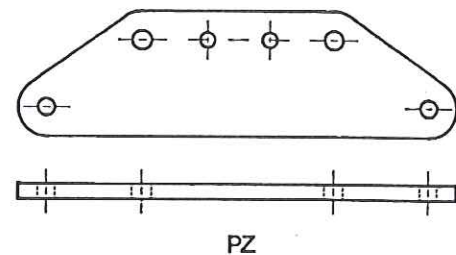
PR



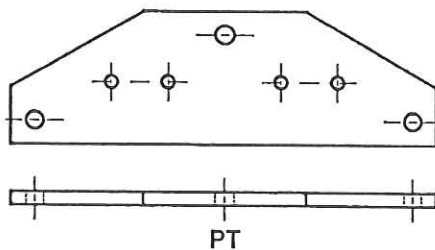
PTD



PT



PZ



PT

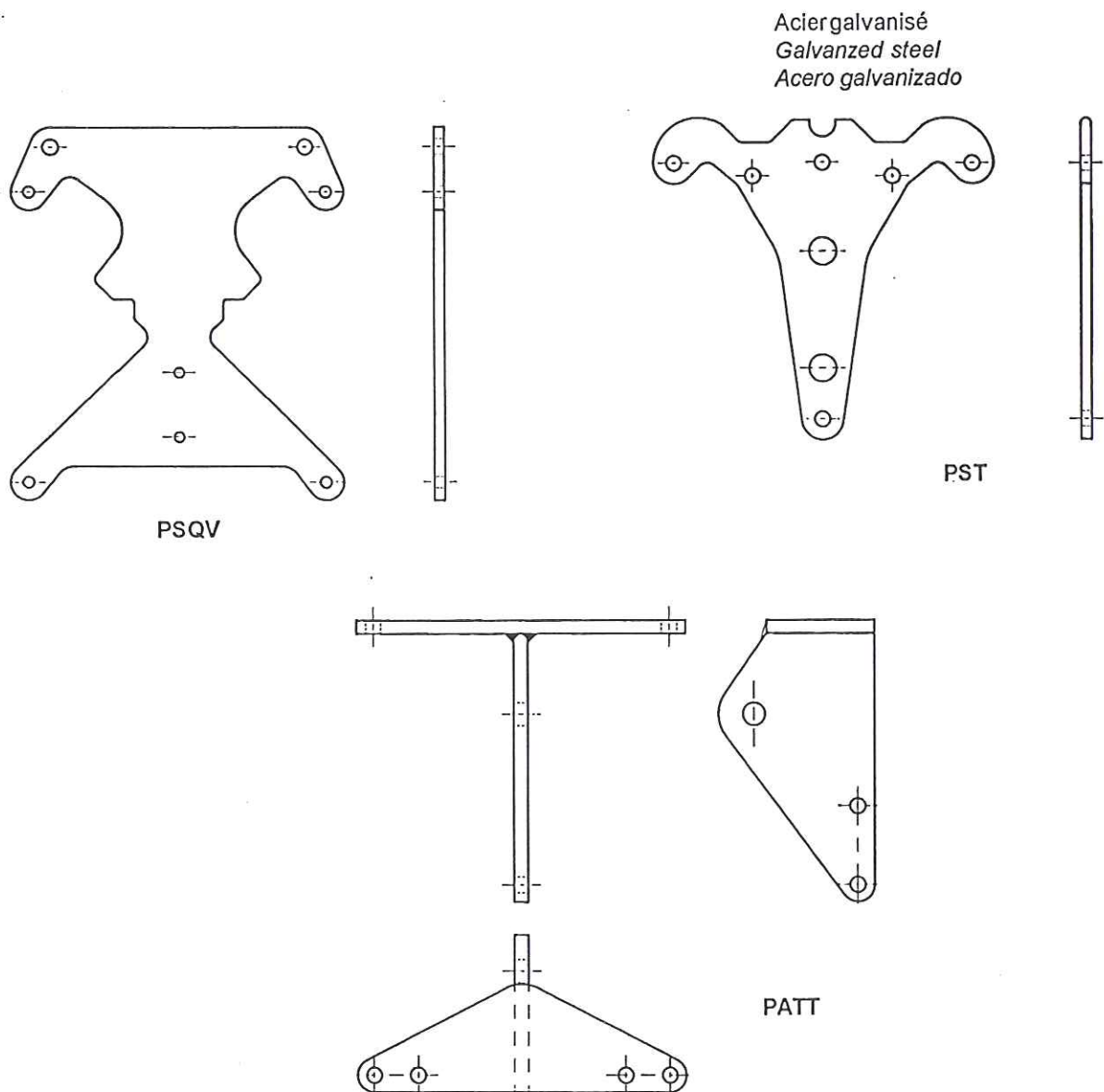
Les dimensions des palonniers dépendent de la géométrie de la chaîne. L'épaisseur et les trous dépendent des assemblages et de la charge de rupture. Nous consulter.
La fixation des protections est souvent prévue sur ces palonniers.

*The size and form of the yoke plates are according to the geometry of the string. The thickness and holes depend on the type of assembly and the breaking strength. Consult our technical dept.
Provision for arcing protection is often foreseen on these yoke plates.*

*Las dimensiones de los yugos son funcion de la geometria de la cadena. La espesura y los ojos dependen de los conjuntos y de la carga de rotura. Consultarnos.
La fijacion de las protecciones esta prevista sobre estos yugos.*

PALONNIERS

Yoke plates
Yugos



Les dimensions des palonniers dépendent de la géométrie de la chaîne. L'épaisseur et les trous dépendent des assemblages et de la charge de rupture. Nous consulter.
La fixation des protections est souvent prévue sur ces palonniers.

*The size and form of the yoke plates are according to the geometry of the string. The thickness and holes depend on the type of assembly and the breaking strength. Consult our technical dept.
Provision for arcing protection is often foreseen on these yoke plates.*

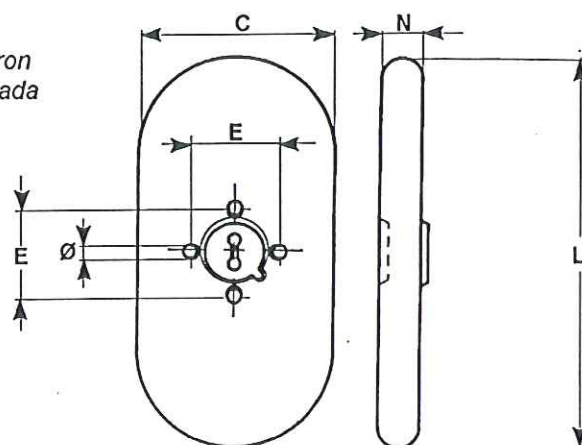
*Las dimensiones de los yugos son funcion de la geometria de la cadena. La espesura y los ojos dependen de los conjuntos y de la carga de rotura. Consultarnos.
La fijacion de las protecciones esta prevista sobre estos yugos.*

CONTREPOIDS

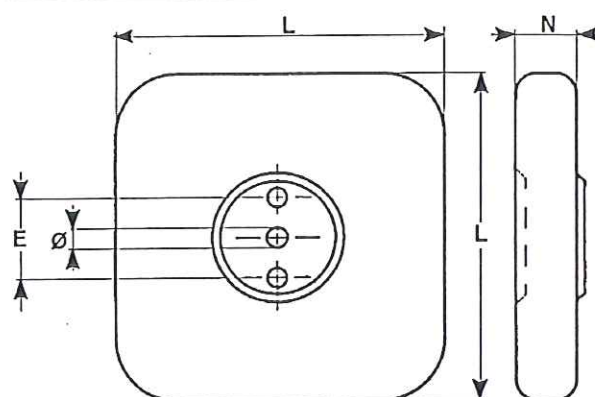
Counterweights
Contrapesos

Fonte peinte
Painted cast iron
Fundición pintada

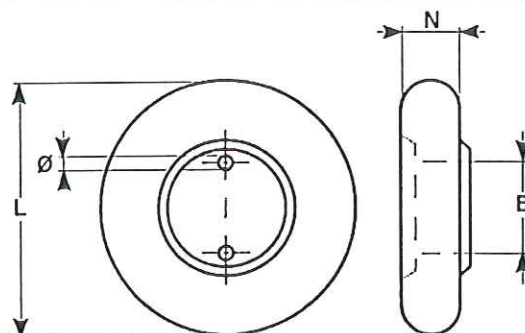
REFERENCE	L	C	E	N	Ø	Poids net Net weight Peso neto (kg)
DCP 25	420	220	100	50	16	25,000



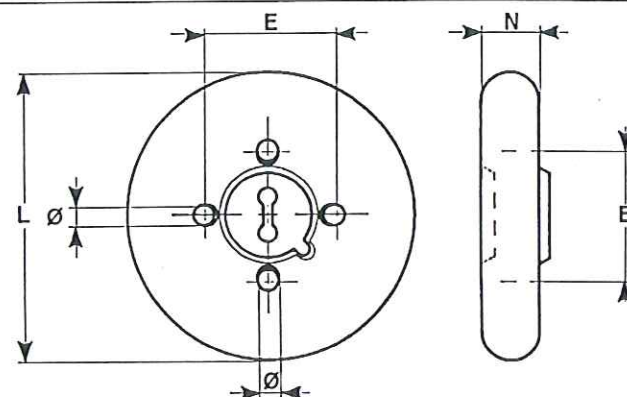
REFERENCE	L	E	N	Ø	Poids net Net weight Peso neto (kg)
GA 80	400	100	75	24	80,000



REFERENCE	L	E	N	Ø	Poids net Net weight Peso neto (kg)
CP 25	280	100	63	16	25,000
CP 50	350	100	80	16	50,000

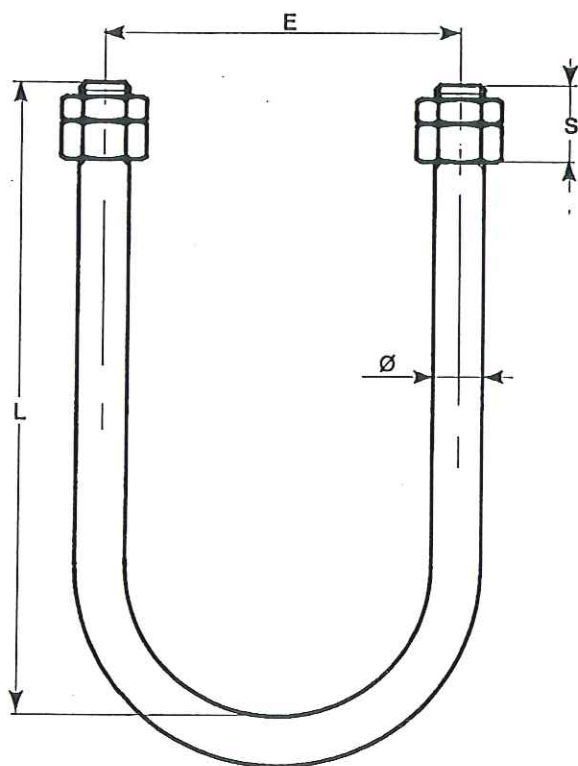


REFERENCE	L	E	N	Ø	Poids net Net weight Peso neto (kg)
DCP 5	220	100	25	16	5,000
DCP 10	220	100	43	16	10,000



ETRIERS DE CONTREPOIDS

U Bolts for counterweights
Estribos para contrapesos

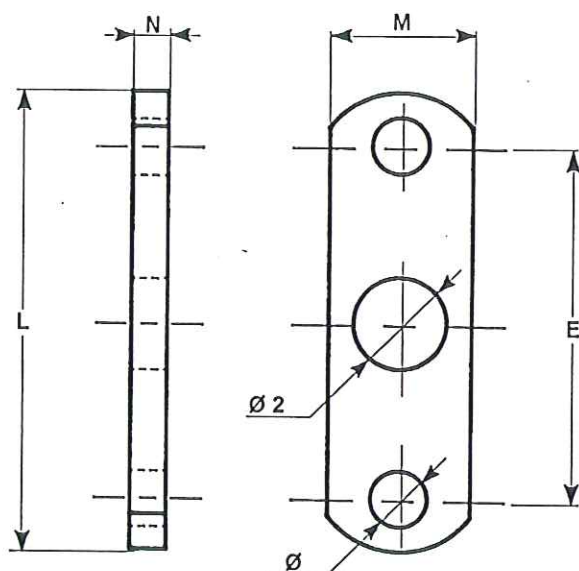


Acier galvanisé
Galvanized steel
Acero galvanizado

REFERENCE	L	E	S	Ø	Poids net Net weight Peso neto (kg)
E 14 100 180 22	180	100	22	14	0,555
E 14 100 240 22	240	100	22	14	0,815
E 14 100 390 22	390	100	22	14	1,150
E 14 100 540 22	540	100	22	14	1,450
E 14 100 690 22	690	100	22	14	1,895

BARRETTE DE CONTREPOIDS COUNTERWEIGHT U BOLT SPACER BARRA DE CONTRAPESOS

Acier galvanisé
Galvanized steel
Acero galvanizado



REFERENCE	L	M	N	E	Ø	Ø 2	Poids net Net weight Peso neto (kg)
BC 14 100	130	40	8	100	16	26	0,320

CORNES SIMPLES

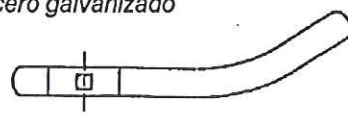
Single arcing horns

Descargadores sencillos

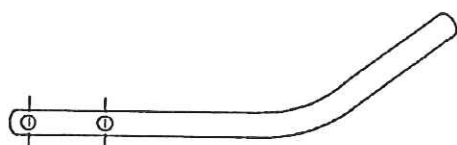
Aciergalvanisé
Galvanized steel
Acero galvanizado



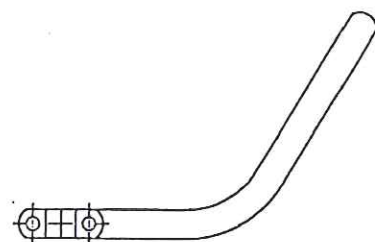
C__B1





CN__A



C__PC



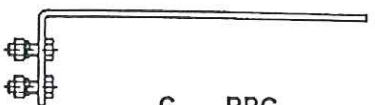
CS



CI



C__PPC



Les dimensions de ces cornes dépendent de la géométrie et des caractéristiques de la chaîne. Nous consulter.

The size and the form of these arcing horns are according to the geometry and electrical characteristics of the assembly string. Consult our technical dept.

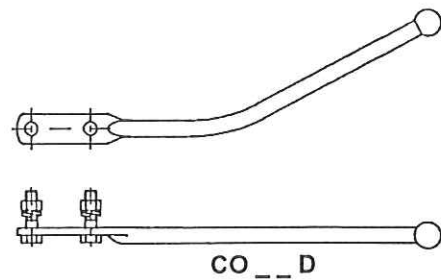
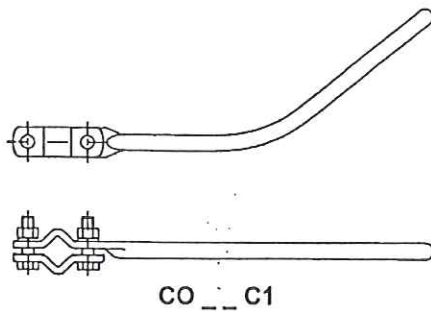
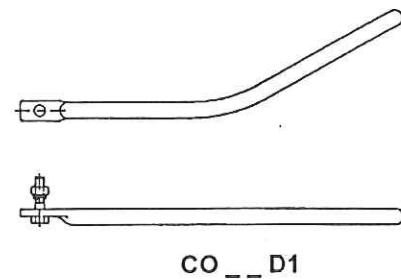
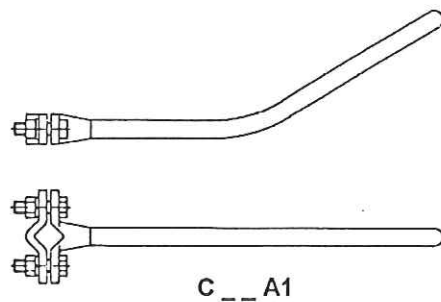
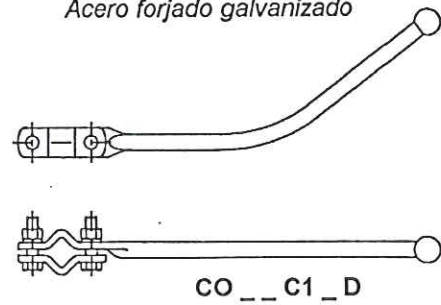
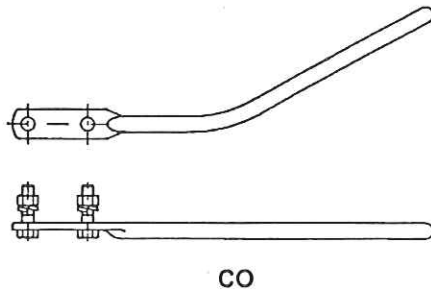
Los tamanos de estas descargadores varian segun la geometria y las caracteristicas electricas de la cadena. Consultarnos.

CORNES SIMPLES

Single arcing horns

Descargadores sencillos

Acier forgé galvanisé
Galvanized forged steel
Acero forjado galvanizado



Les dimensions de ces cornes dépendent de la géométrie et des caractéristiques de la chaîne. Nous consulter.

The size and the form of these arcing horns are according to the geometry and electrical characteristics of the assembly string. Consult our technical dept.

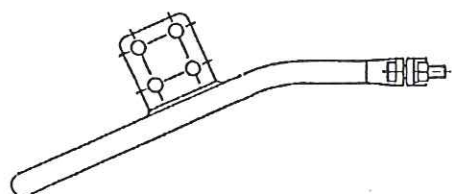
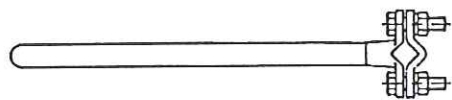
Los tamanos de estas descargadores varian segun la geometria y las caracteristicas electricas de la cadena. Consultarnos.

CORNES SIMPLES

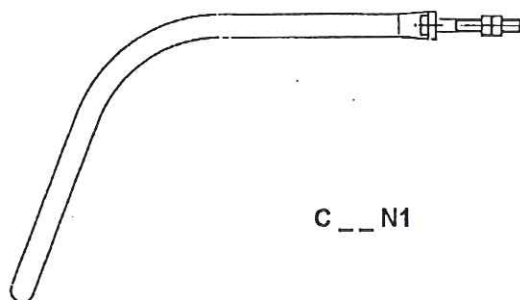
Single arcing horns

Descargadores sencillos


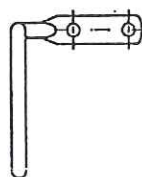
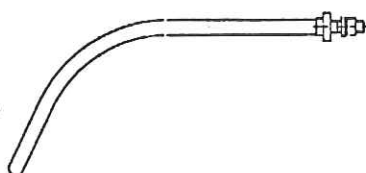
Acier forgé galvanisé
Galvanized forged steel
Acero forjado galvanizado



CO __ G1 __ PL4



C __ N1



CO __ PP

Les dimensions de ces cornes dépendent de la géométrie et des caractéristiques de la chaîne. Nous consulter.

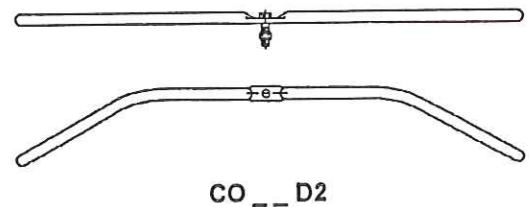
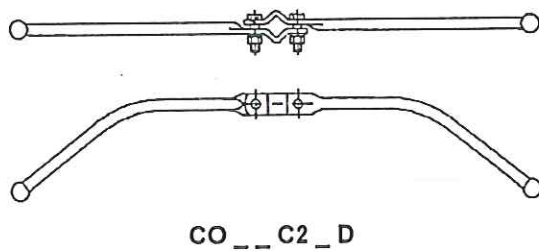
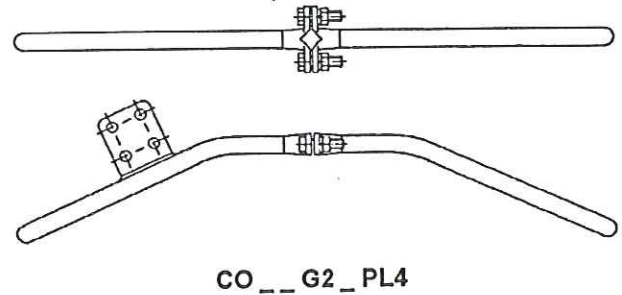
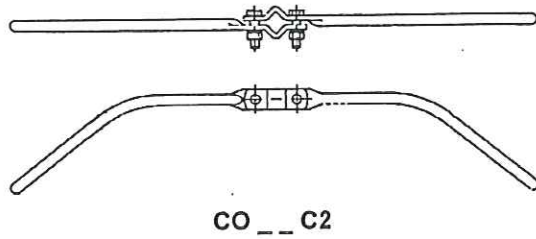
The size and the form of these arcing horns are according to the geometry and electrical characteristics of the assembly string. Consult our technical dept.

Los tamanos de éstas descargadores varían según la geometría y las características eléctricas de la cadena. Consultarnos.

CORNES DOUBLES

Double arcing horns
Descargadores dobles

Acier forgé galvanisé
Galvanized steel
Acero galvanizado



Les dimensions de ces cornes dépendent de la géométrie et des caractéristiques de la chaîne. Nous consulter.

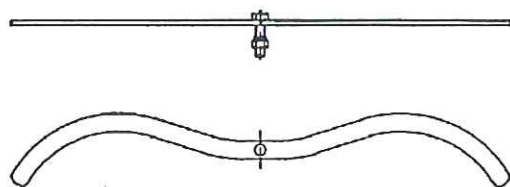
The size and the form of these arcing horns are according to the geometry and electrical characteristics of the assembly string. Consult our technical dept.

Los tamanos de estas descargadores varian segun la geometria y las caracteristicas electricas de la cadena. Consultarnos.

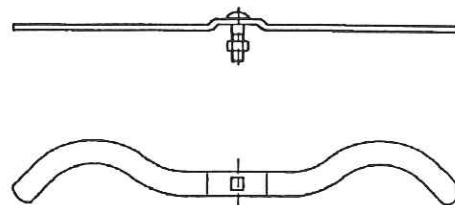
CORNES DOUBLES

Double arcing horns
Descargadores dobles

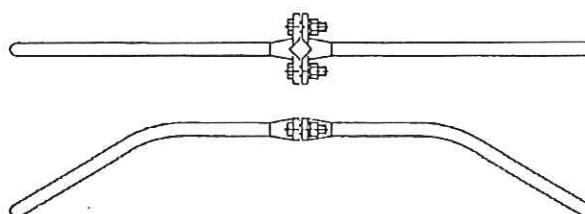
Aciergalvanisé
Galvanized steel
Acero galvanizado



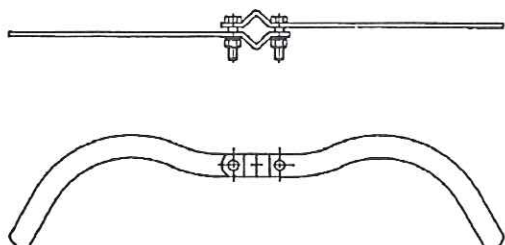
C _ _ B2



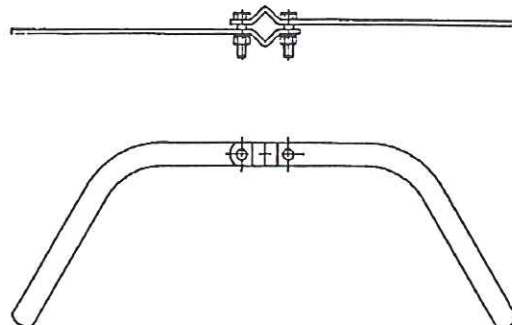
CD



C _ _ A2



CI



CS

Les dimensions de ces cornes dépendent de la géométrie et des caractéristiques de la chaîne. Nous consulter.

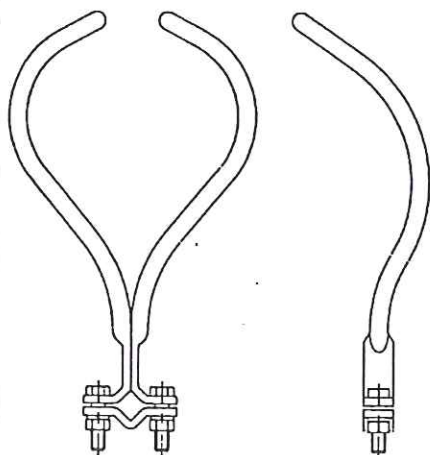
The size and the form of these arcing horns are according to the geometry and electrical characteristics of the assembly string. Consult our technical dept.

Los tamanos de estas descargadores varian segun la geometria y las caracteristicas electricas de la cadena. Consultarnos.

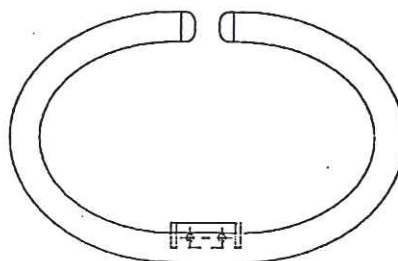
RAQUETTES SIMPLES

Single rackets
Raquetas sencillas

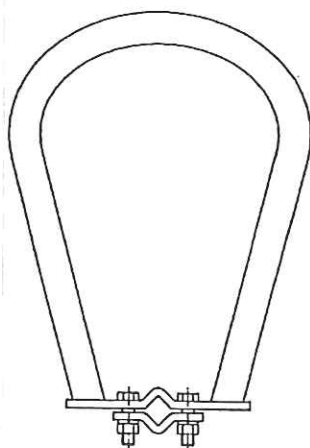
Acier galvanisé
Galvanized steel
Acero galvanizado



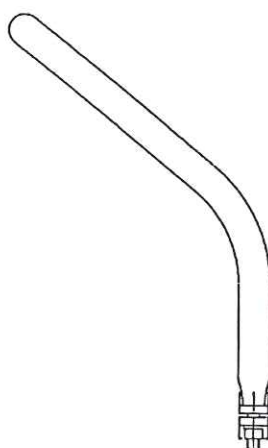
AP 18 C1



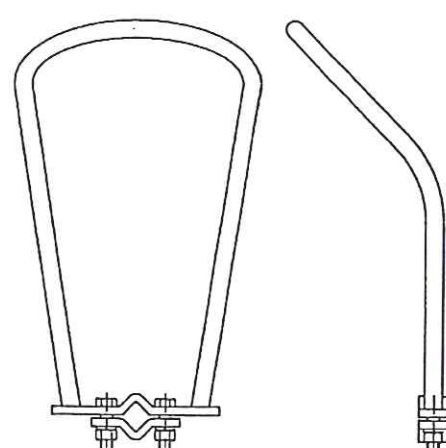
600 X 800 P 460



400 X 304 P 250



400 X 250 P 150
300 X 320 P 200



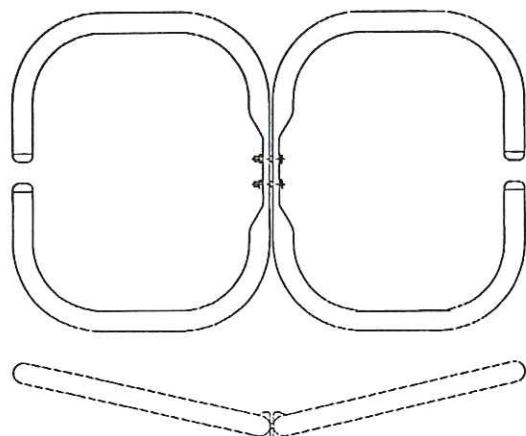
Les dimensions de ces raquettes dépendent de la géométrie et des caractéristiques de la chaîne. Nous consulter.

The size and the form of these rackets are according to the geometry and electrical characteristics of the assembly string. Consult our technical dept.

Los tamanos de estas raquetas varian segun la geometria y las caracteristicas electricas de la cadena. Consultarnos.

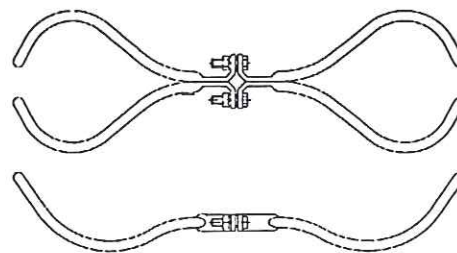
RAQUETTES DOUBLES

Double rackets
Raquetas dobles

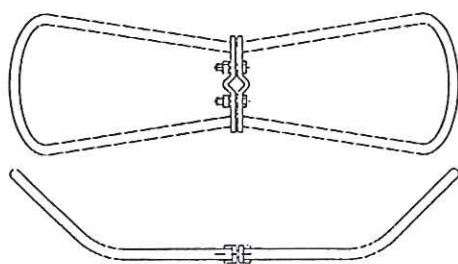


750 X 600

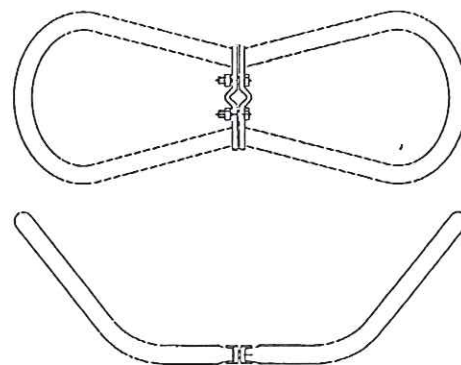
Aciergalvanisé
Galvanized steel
Acero galvanizado



AP 18 C2



400 X 250 P 150
300 X 320 P 200



400 X 304 P 250

Les dimensions de ces raquettes dépendent de la géométrie et des caractéristiques de la chaîne. Nous consulter.

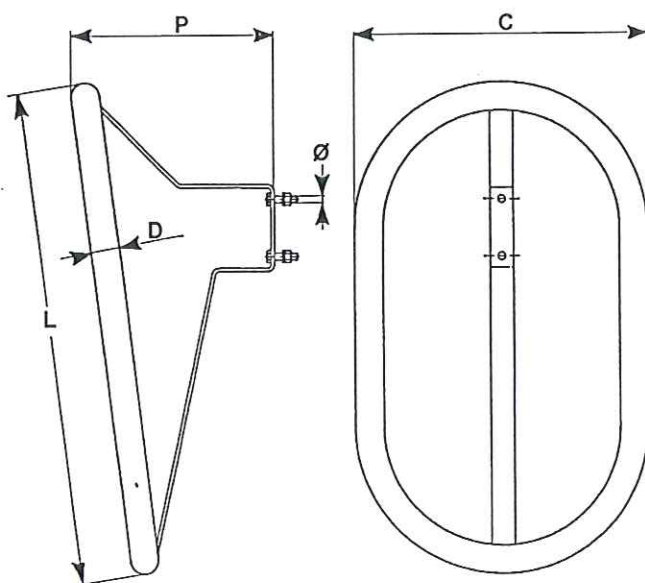
The size and the form of these rackets are according to the geometry and electrical characteristics of the assembly string. Consult our technical dept.

Los tamanos de estas raquetas varian segun la geometria y las caracteristicas electricas de la cadena. Consultarnos.

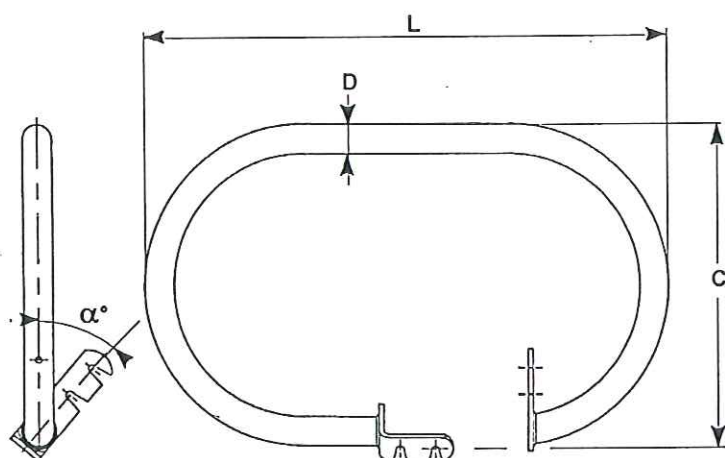
ANNEAUX PARE-EFFLUVES

Grading rings
Anillos de protección

Aciergalvanisé
Galvanized steel
Acero galvanizado



REFERENCE	L	P	C	D	Ø	Poids net Net weight Peso neto (kg)
PE 500 X 850	850	350	500	48	12	9,600
PE 500 X 1200	1200	350	500	48	12	12,600



REFERENCE	L	C	α°	D	Poids net Net weight Peso neto (kg)
550 X 900	900	550	40	50	5,800

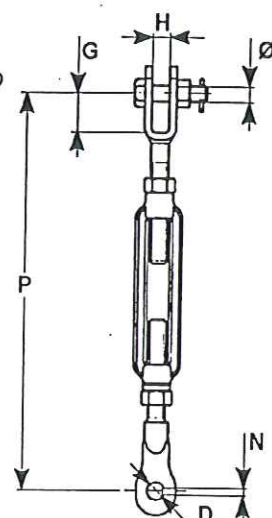
Autres modèles sur demande
Other types on request
Se pueden hacer otros modelos

TENDEURS

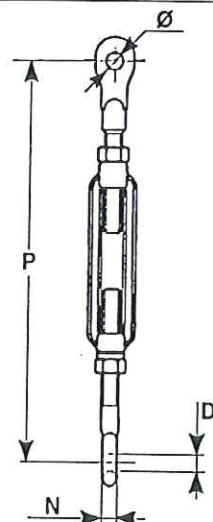
Turnbuckles
Tensores

Acier forgé galvanisé
Galvanized forged steel
Acero forjado galvanizado

REFERENCE	P mini	P maxi	Ø	D	H	N	G	Charge de rupture Ultimate strength Carga de rotura (daN)	Poids net Net weight Peso neto (kg)
TL 20 CT	415	550	18	20	20	16	45	8000	2,600
TL 24 CT	445	635	16	20	20	16	30	12000	3,600
TL 26 CT	655	1015	22	26	22	20	64	21000	6,750

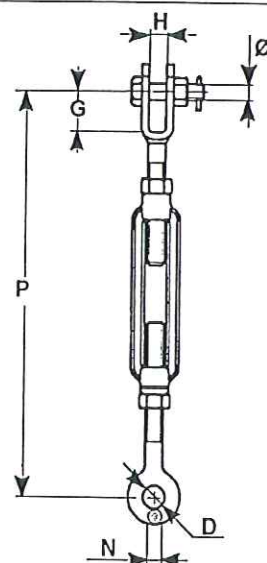


REFERENCE	P mini	P maxi	Ø	D	N	Charge de rupture Ultimate strength Carga de rotura (daN)	Poids net Net weight Peso neto (kg)
TL 24 OT	410	600	20	30	20	13500	3,200



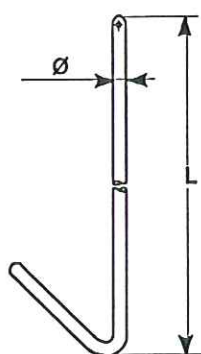
REFERENCE	P mini	P maxi	Ø	D	H	N	G	Charge de rupture Ultimate strength Carga de rotura (daN)	Poids net Net weight Peso neto (kg)
TL 16 OC *	315	420	16	22	20	13	30	5500	1,215
TL 20 OC	395	530	18	28	20	16	45	7000	2,400
TL 24 OC	435	595	18	30	20	20	45	13500	3,700

* Axe rivet
Spindle rivet
Axe roblon



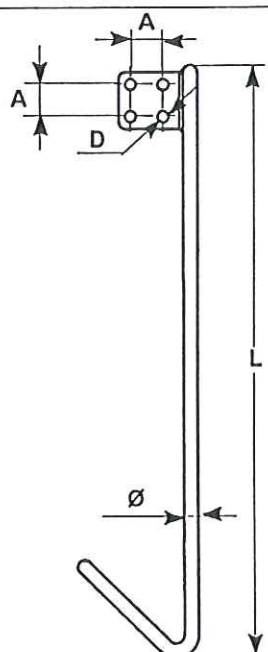
TENDEURS

Turnbuckles
Tensores

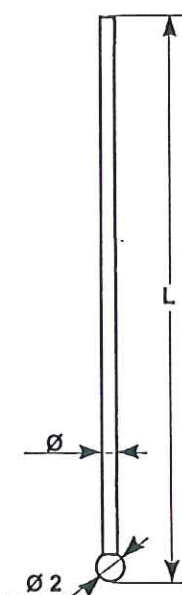


Acier forgé galvanisé
Galvanized forged steel
Acero forjado galvanizado

REFERENCE	L	Ø	Poids net Net weight Peso neto (kg)
E 225 L	900	20	2,700
E 20 x 300	200	20	1,430



REFERENCE	L	Ø	A	D	Poids net Net weight Peso neto (kg)
EEA 500	590	20	45	16	2,380
EEA 750	840	20	45	16	3,035
EEA 1100	1100	20	45	16	3,870



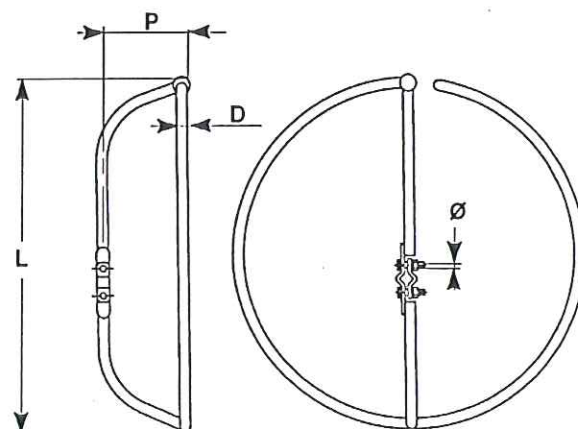
REFERENCE	L	Ø	Ø 2	Poids net Net weight Peso neto (kg)
E 20 800 D 40	800	20	40	2,100
E 20 250 D 40	250	20	40	0,880
E 20 500 D 40	500	20	40	1,380

ANNEAUX

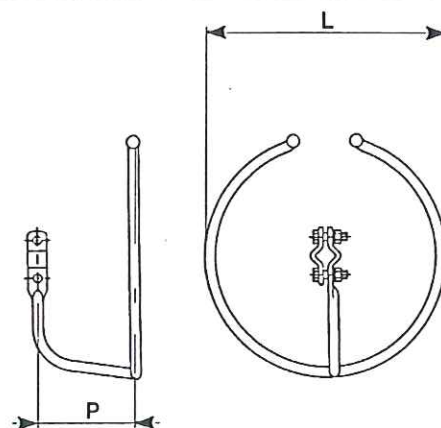
Grading rings
Anillos de proteccion

Aciergalvanisé
Galvanized steel
Acero galvanizado

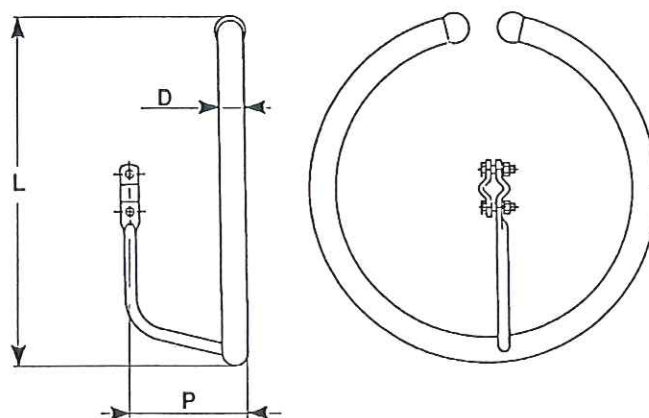
REFERENCE	L	P	D	Ø	Poids net Net weight Peso neto (kg)
800 P 200	800	200	25	14	13,360



REFERENCE	L	P	Poids net Net weight Peso neto (kg)
380 X 150	380	150	2,800



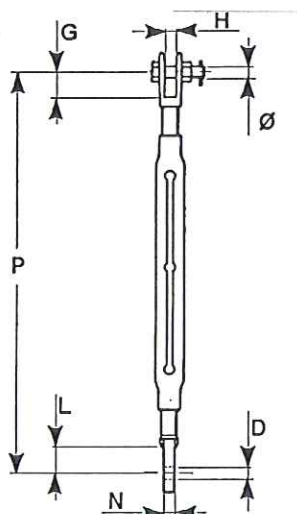
REFERENCE	L	P	D	Poids net Net weight Peso neto (kg)
550 X 183	550	183	40	4,700



Autres modèles sur demande
Other types on request
Se pueden hacer otros modelos

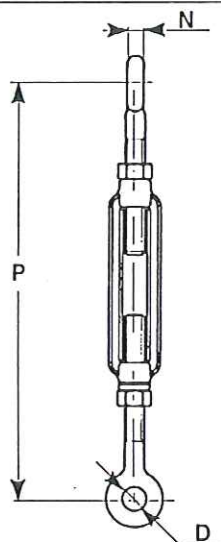
TENDEURS

Turnbuckles
Tensores

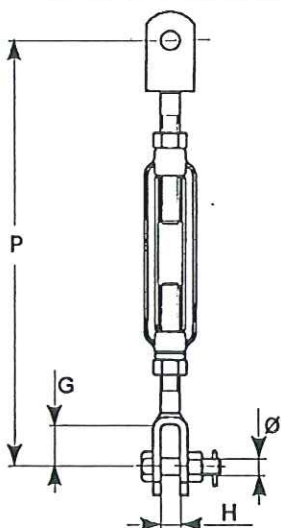


Acier forgé galvanisé
Galvanized forged steel
Acero forjado galvanizado

REFERENCE	P mini	P maxi	Ø	D	G	N	L	H	Charge de rupture Ultimate strength Carga de rotura (daN)	Poids net Net weight Peso neto (kg)
TA 15 B	570	820	18	20	40	16	40	18	15000	4,500
TA 30 B	660	900	24	26	55	20	55	23	30000	9,200
TLT 24 CC	600	900	24					23	19990	7,700



REFERENCE	P mini	P maxi	D	N	Charge de rupture Ultimate strength Carga de rotura (daN)	Poids net Net weight Peso neto (kg)
TL 14 00	245	355	20	11	4000	0,600
TL 16 00	310	415	20	13	5500	0,730
TL 20 00	375	510	28	16	7000	2,000
TL 24 00	390	560	30	20	13500	3,200



REFERENCE	P mini	P maxi	Ø	H	G	Charge de rupture Ultimate strength Carga de rotura (daN)	Poids net Net weight Peso neto (kg)
TL 14 CC *	290	395	14	20	30	4000	1,430
TL 16 CC *	325	430	16	20	30	5500	1,650
TL 20 CC	415	550	18	20	45	8000	2,990
TL 24 CC	460	630	18	20	45	13500	4,000
TL 26 CC	682	1043	22	22	64	21000	6,750

* Axe rivet
Spindle rivet
Axe roblon

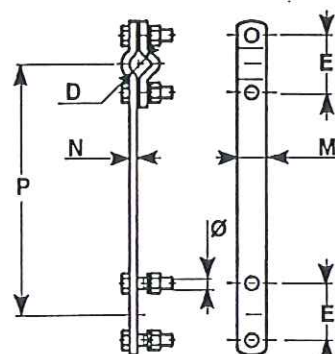
SUPPORTS D'ELECTRODES

Electrode brackets

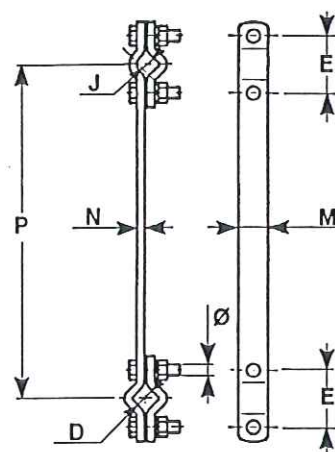
Soportes de descargadores

Acier forgé galvanisé
Galvanized forged steel
Acero forjado galvanizado

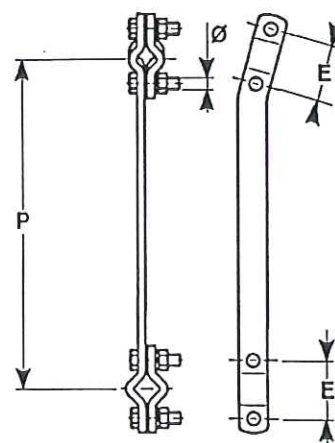
REFERENCE	P	M	N	E	D	Ø	Poids net Net weight Peso neto (kg)
20 P 260	260	30	8	60	20	12	1,100



REFERENCE	P	M	N	E	D	Ø	J	Poids net Net weight Peso neto (kg)
20 P 350	350	30	8	60	20	12	19	1,400



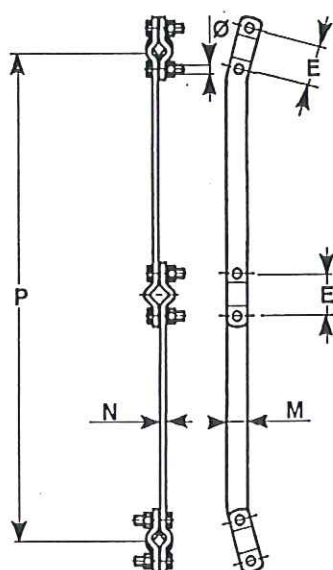
REFERENCE	P	E	Ø	Poids net Net weight Peso neto (kg)
20 P 350 I	350	60	12	1,450



SUPPORTS D'ELECTRODES

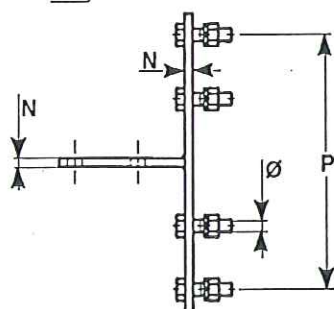
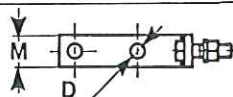
Electrode brackets

Soportes de descargadores



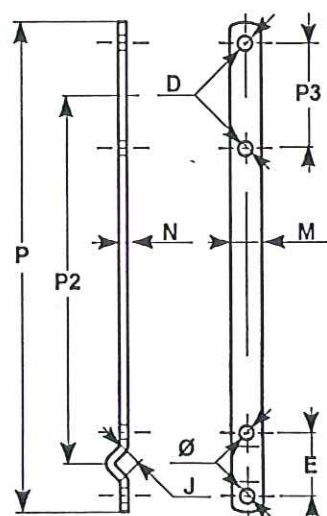
Acier forgé galvanisé
Galvanized forged steel
Acero forjado galvanizado

REFERENCE	P	M	N	E	Ø	Poids net Net weight Peso neto (kg)
20 P 350 I	700	30	8	60	12	2,450



REFERENCE	P	M	N	D	Ø	Poids net Net weight Peso neto (kg)
TEAE60	240	30	8	14	12	1,010

BIELLES DE CONTREPOIDS COUNTERWEIGHTS BRACKETS ALARGADORES DE CONTRAPESOS

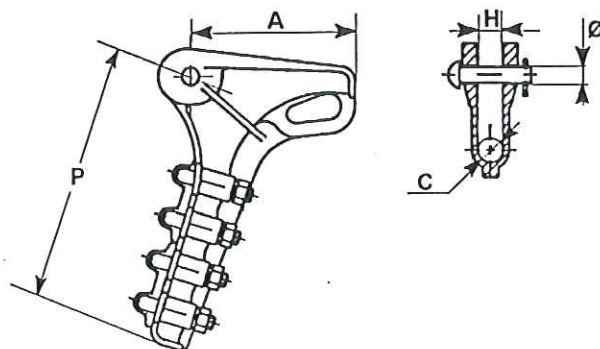


REFERENCE	P	P2	P3	M	N	E	J	D	Ø	Poids net Net weight Peso neto (kg)
BCP 350	465	350	100	30	8	60	19	16	14	0,800

PINCES D'ANCRAGE

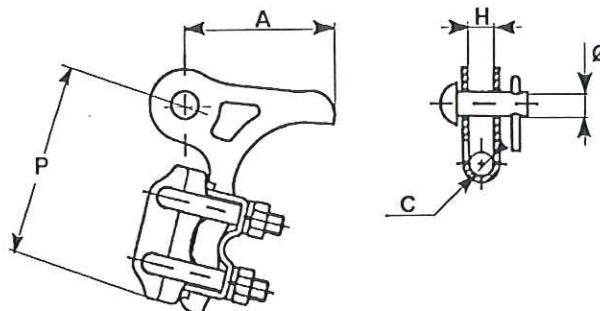
Strain clamps
Grapas de anclaje

Alliage d'aluminium
Aluminium alloy
Aleación de aluminio



REFERENCE	Capacité Conducteur Conductor Range Conductor		Etriers U Bolts Estribos		P	Ø	A	C	H	Charge de rupture Ultimate strength Carga de rotura (daN)	Poids net Net weight Peso neto (kg)
	Ø mm	S mm ²	Nb	Ø							
AD 12 AL	6-12,5	22-93	2	10	98	12	80	12,5	13	2800	0,420
AD 14 AL	7-14	34-120	3	10	141	14	101	14	18	5000	0,635
AD 15 AL	7-15	34-140	2	12	106	16	115	15	19	3350	0,570
AD 16 AL	11-16	70-150	3	14	238	16	129	16	19	6000	1,340
AD 20 AL	14-21	120-228	4	14	275	16	165	21	22	8000	2,500
AD 25 AL	14-25	120-364	5	12	450	16	327	25	28,5	12000	3,150
AD 161 AL	11-16	70-150	3	10	144	14	105	16	18	4000	0,690
AD 181 AL	14-18	120-175	3	12	170	16	125	18	20	8000	1,160

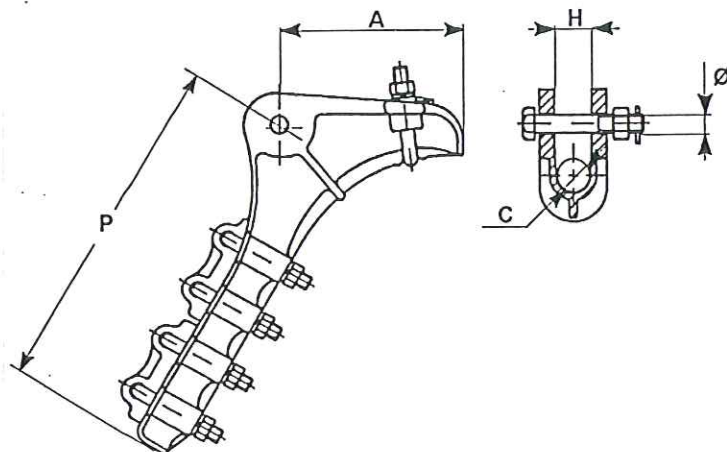
Acier ou fonte galvanisée ou zamak
Galvanized steel or cast iron or zamak
Acero o fundición maleable galvanizado o zamak



REFERENCE	Capacité Conducteur Conductor Range Conductor		Etriers U Bolts Estribos		P	Ø	A	C	H	Charge de rupture Ultimate strength Carga de rotura (daN)	Poids net Net weight Peso neto (kg)
	Ø mm	S mm ²	Nb	Ø							
AD 7 Z	3-8	7-30	1	10	64	12	61	8	13	1100	0,310
AD 20 Z	14-20	120-210	4	14	267	16	165	20	22	8000	4,140
AD 11 AC	4-11,3	12-75	2	10	100	12	75	12,5	13	3800	0,540
AD 12 AC	7-12,5	30-93	2	10	100	12	75	12,5	13	3800	0,540
AD 12	7-12	30-93	3	14	146	16	114	12	18	6500	2,075

PINCES D'ANCRAGE

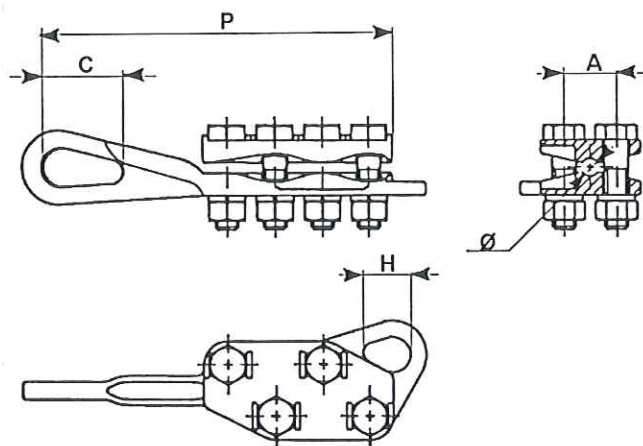
Strain clamps
Grapas de anclaje



Alliage d'aluminium
Aluminium alloy
Aleación de aluminio

REFERENCE	Capacité Conducteur Conductor Range Conductor		Etriers U Bolts Esribos		P	Ø	A	C	H	Charge de rupture Ultimate strength Carga de rotura (daN)	Poids net Net weight Peso neto (kg)
	Ø mm	S mm²	Nb	Ø							
AD 300 P	17,5-22	182-288	4	14	260	18	205	22	25	11500	2,850
AD 475 P	22,7-27	301-475	5	14	290	18	150	27	30	7000	3,100
AD 700 P	27-35	475-709	5	14	347	18	190	35	38	10000	3,830
AD 900 P	34-38,5	700-900	5	14	365	18	190	38,5	36	10000	4,370
AD 1200 P	36-45	800-1200	5	14	420	18	260	45	39	10000	4,760

Fonte galvanisée
Gvanized cast iron
Fundición maleable galvanizada



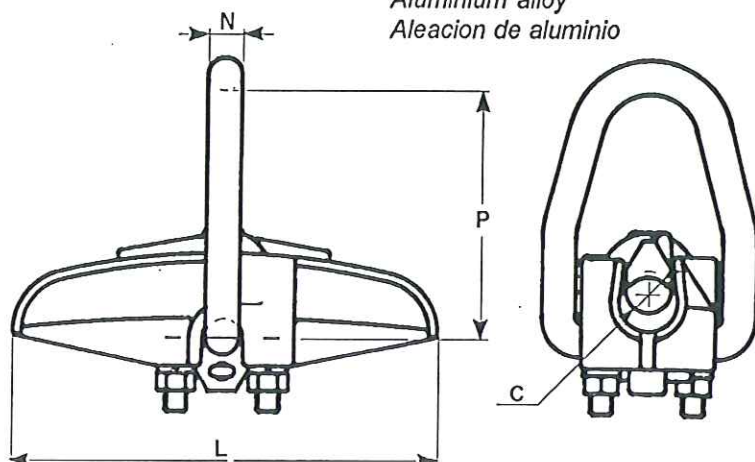
REFERENCE	Capacité Conducteur Conductor Range Conductor		Boulons Bolts Pernos		P	Ø	A	C	H	Charge de rupture Ultimate strength Carga de rotura (daN)	Poids net Net weight Peso neto (kg)
	Ø mm	S mm²	Nb	Ø							
ATC 10	7-12	34-75	4	16	233	12	35	53	42	5000	2,100
ATC 12	10-15	60-140	8	16	366	15	35	53	42	6000	4,020

PINCES DE SUSPENSION

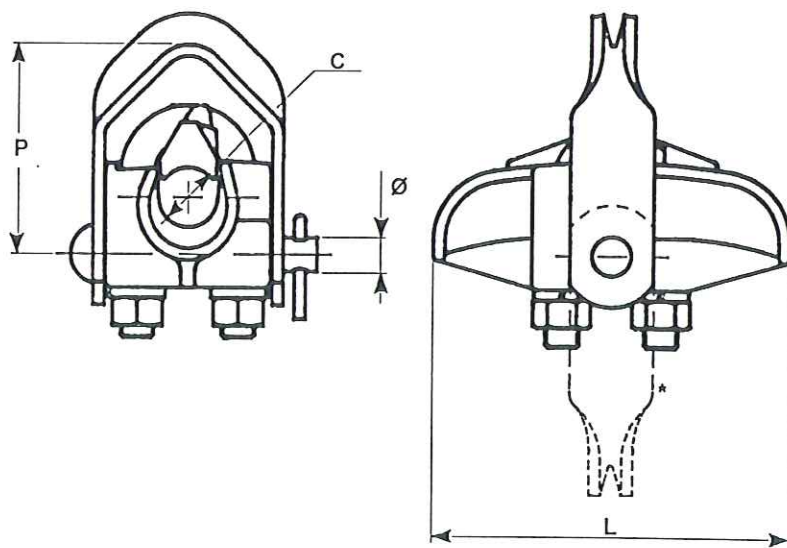
Suspension clamps

Grapas de suspension

Alliage d'aluminium
Aluminium alloy
Aleación de aluminio



REFERENCE	Capacité Conducteur Conductor Range Conductor		Etriers U Bolts Esribos		P	C	L	N	Charge de rupture Ultimate strength Carga de rotura (daN)	Poids net Net weight Peso neto (kg)
	Ø mm	S mm²	Nb	Ø						
SL 1 6 10 AL	6-9,5	22-54	1	8	60	9,5	90	10	2500	0,270
SL 1 9 16 AL	9-16	50-150	1	8	87	16	150	12	2500	0,480

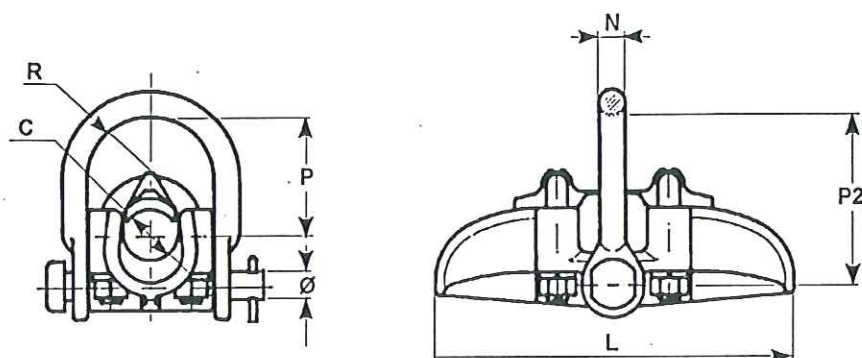


REFERENCE	Capacité Conducteur Conductor Range Conductor		Etriers U Bolts Esribos		P	C	L	Ø	Charge de rupture Ultimate strength Carga de rotura (daN)	Poids net Net weight Peso neto (kg)
	Ø mm	S mm²	Nb	Ø						
SL 1 6 13 AL *	6-13	22-93	1	10	64	13	100	12	2800	0,470
SL 2 6 13 AL	6-13	22-93	2	10	64	13	100	12	3200	0,575
SL 1 12 21 AL	12-21	93-228	1	10	70	21	127	12	4000	0,675
SL 2 12 21 AL	12-21	93-228	2	10	70	21	127	12	4000	0,840

* Disponible avec contrepoids
Available with counterweights
Disponible con contrapesos.

PINCES DE SUSPENSION

Suspension clamps
Grapas de suspension

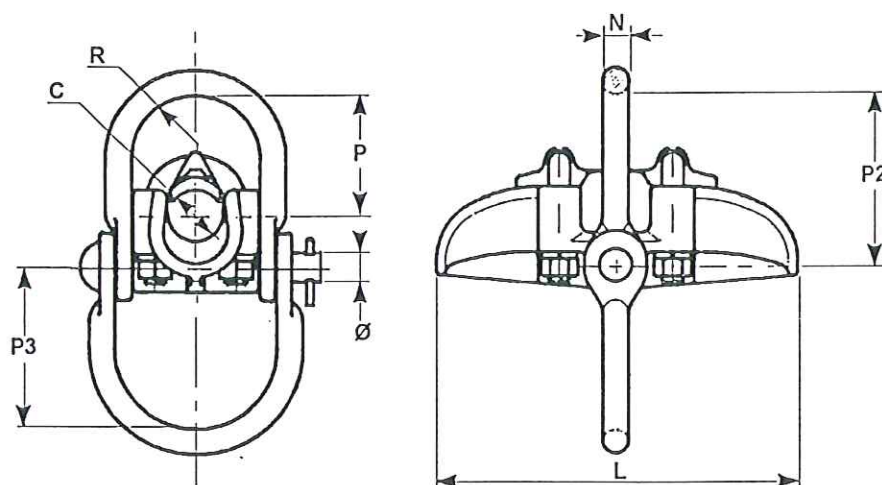


Alliage d'aluminium
Aluminium alloy
Aleacion de aluminio

REFERENCE	Capacité Conducteur Conductor Range Conductor		Etriers U Bolts Estribos		P	P2	C	L	N	R	Ø	Charge de rupture Ultimate strength Carga de rotura (daN)	Poids net Net weight Peso neto (kg)
	Ø mm	S mm ²	Nb	Ø									
SE 12 21 AL	12-21	86-240	2	12	62	85	21	180	14	30	16	7000	1,000
SE 19 30 AL	19-28	228-475	2	12	66	95	28,6	200	14	35	16	8000	1,350
SE 25 36 AL	25-36	376-709	2	12	80	115	36	230	14	15	16	10000	1,950
SE 34 45 AL	34-45	709-1144	2	14	95	135	45	260	14	10	16	10000	2,800

PINCES DE SUSPENSION AVEC CP

SUSPENSION CLAMPS FOR COUNTERWEIGHTS
GRAPAS DE SUSPENSION PARA CONTRAPESOS



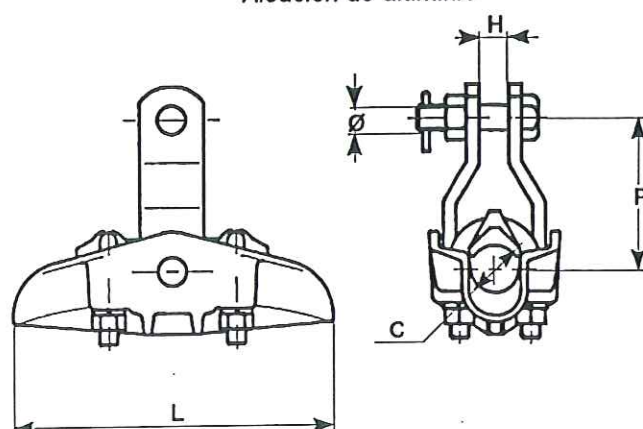
REFERENCE	Capacité Conducteur Conductor Range Conductor		Etriers U Bolts Estribos		P	P2	P3	C	L	N	R	Ø	Charge de rupture Ultimate strength Carga de rotura (daN)	Poids net Net weight Peso neto (kg)
	Ø mm	S mm ²	Nb	Ø										
SE 12 21 AL CP	12-21	86-240	2	12	62	85	80	21	180	14	30	16	7000	1,470
SE 19 30 AL CP	19-28	228-475	2	12	66	95	90	28,6	200	14	35	16	8000	1,750
SE 25 36 AL CP	25-36	376-709	2	12	80	115	87	36	230	14	15	16	10000	2,350
SE 34 45 AL CP	34-45	709-1144	2	14	95	135	81	45	260	14	10	16	10000	3,100

PINCES DE SUSPENSION

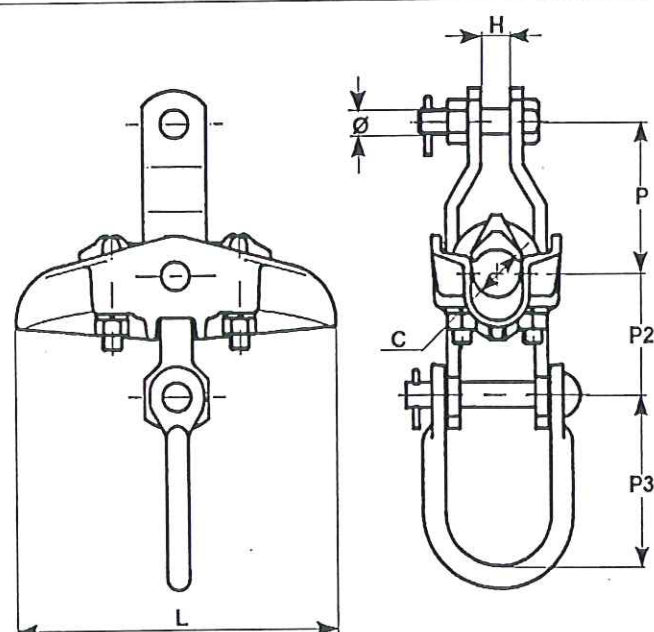
Suspension clamps

Grapas de suspension

Alliage d'aluminium
Aluminium alloy
Aleación de aluminio



REFERENCE	Capacité Conducteur Conductor Range Conductor		Etriers U Bolts Estribos		P	C	L	H	Ø	Charge de rupture Ultimate strength Carga de rotura (daN)	Poids net Net weight Peso neto (kg)
	Ø mm	S mm ²	Nb	Ø							
ST 14 25 AL	14-25	117-376	2	12	95	25	200	18	16	8000	1,730
ST 25 36 AL	25-36	376-709	2	12	120	36	200	18	16	10000	2,320
ST 36 47 AL	36-47	709-1300	2	14	150	47	300	20	16	12000	4,240

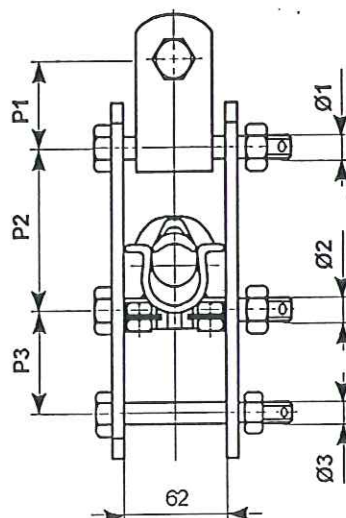
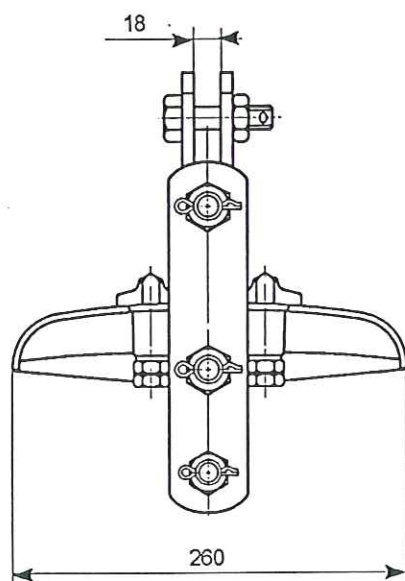


REFERENCE	Capacité Conducteur Conductor Range Conductor		Etriers U Bolts Estribos		P	P2	P3	C	L	H	Ø	Charge de rupture Ultimate strength Carga de rotura (daN)	Poids net Net weight Peso neto (kg)
	Ø mm	S mm ²	Nb	Ø									
ST 14 25 CP	14-25	117-376	2	12	95	75	107,5	25	200	18	16	8000	2,770
ST 25 36 CP	25-36	376-709	2	12	120	80	80	36	250	18	16	10000	3,150

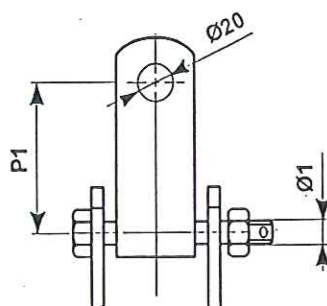
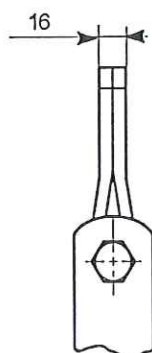
PINCES DE SUSPENSION A GLISSEMENT

Slipping load suspension clamps

Grapas de suspension con deslizamiento



P 19H--LA 15F 1R
P 23H--LA 15F 1R



P 19H--LA 15M 1R
P 23H--LA 15M 1R

REFERENCE (*)	Capacité Conducteur Conductor Range Conductor		P1	P2	P3	Ø1	Ø2	Ø3	Charge de rupture Ultimate strength Carga de rotura (daN)	Poids net Net weight Peso neto (kg)
	mini	maxi								
P 19H--LA 15F 1R	15,5	19,1	60	110	75	18	18	14	7500	3,75
P 19H--LA 15M 1R			100							3,50
P 23H--LA 15F 1R	19,1	23,0	60							3,70
P 23H--LA 15M 1R			100							3,45

(*) Homologué E.D.F.

-- Valeur de tarage à indiquer :

08 = 8 kN ± 30 %

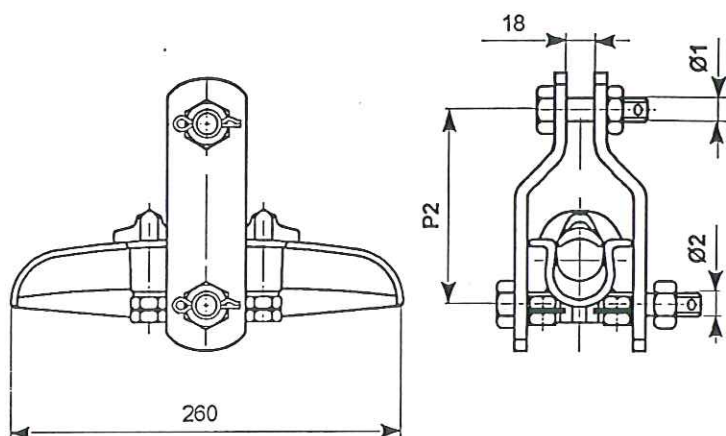
14 = 14 kN ± 30 %

PINCES DE SUSPENSION A GLISSEMENT

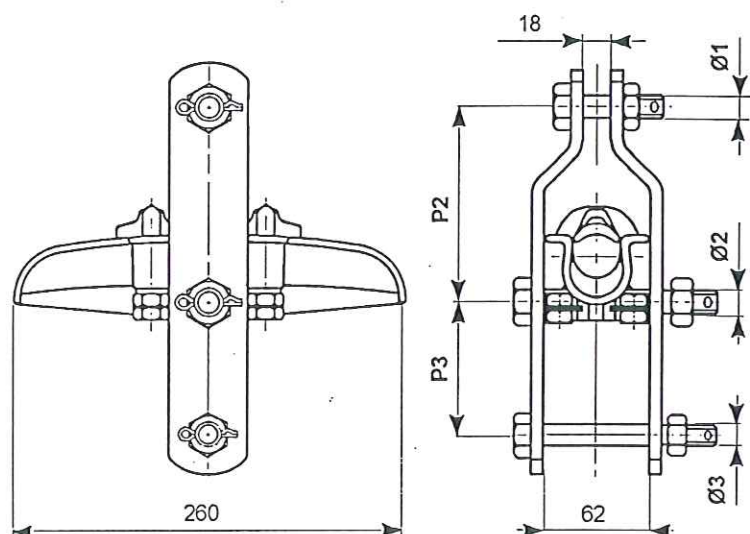
Slipping load suspension clamps

Grapas de suspension con deslizamiento

P 19HT--
P 23 HT--



P 19HT--P
P 23HT--P



REFERENCE (*)	Capacité Conducteur Conductor Range Conductor		P2	P3	Ø1	Ø2	Ø3	Charge de rupture Ultimate strength Carga de rotura (daN)	Poids net Net weight Peso nelo (kg)	
	mini	maxi								
P 19HT--	15,5	19,1	125		18	18	14	7500	2,20	
P 19HT--P				90					3,00	
P 23HT	19,1	23,0							2,15	
P 23HT--P				90					2,95	

(*) -- Valeur de tarage à indiquer :

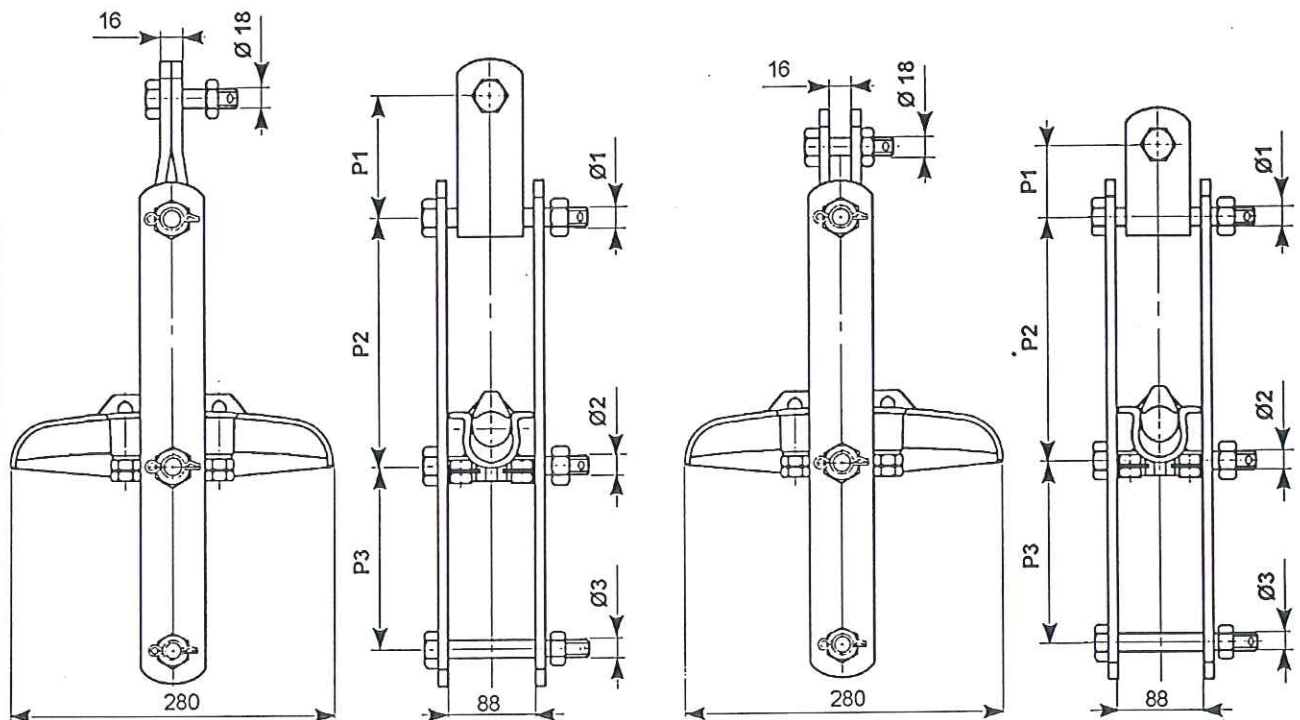
08 = 8 kN ± 30 %

14 = 14 kN ± 30 %

PINCES DE SUSPENSION A GLISSEMENT

Slipping load suspension clamps

Grapas de suspension con deslizamiento



P 27D--LA 15 M1
P 34D--LA 15 M1

P 27D--LA 15 F1
P 34D--LA 15 F1

REFERENCE (*)	Conducteur Conductor	P1	P2	P3	Ø1	Ø2	Ø3	Ø4	Charge de rupture Ultimate strength Carga de rotura (daN)	Poids net Net weight Peso neto (kg)
P 27D--LA 15 M1	ASTER366	100	200	150	18	18	14	12	15000	8,3
P 27D--LA 15 F1	PASTEL 181 + GC	60								7,8
P 34D--LA 15 M1	ASTER570	100								8,2
P 34D--LA 15 F1		60								7,7

Pour autres références, nous consulter.

(*) Homologué E.D.F.

-- Valeur de tarage à indiquer :

14 = 14 kN ± 15 %

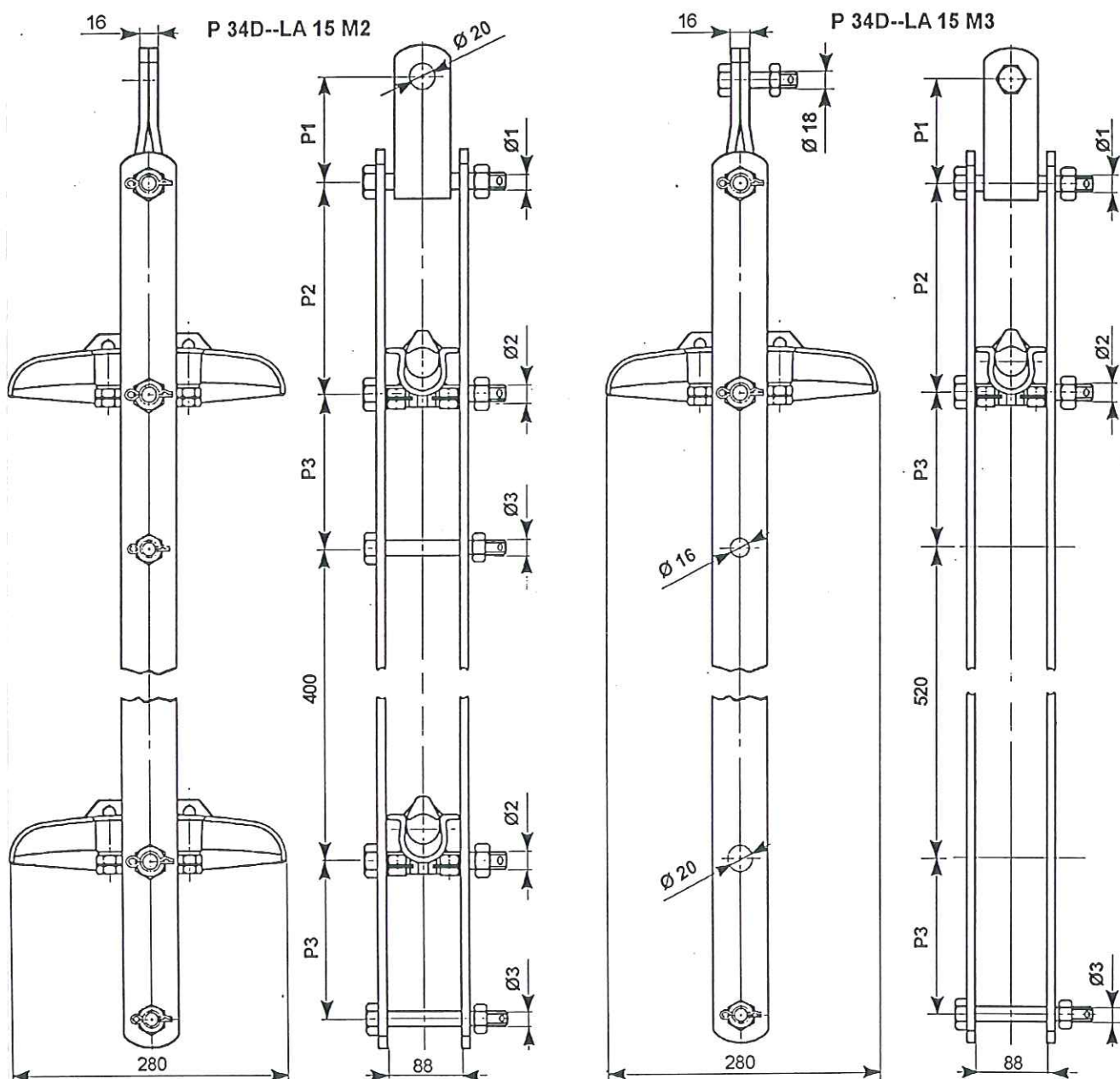
20 = 20 kN ± 15 %

30 = 30 kN ± 15 %

PINCES DE SUSPENSION A GLISSEMENT

Slipping load suspension clamps

Grapas de suspension con deslizamiento



REFERENCE (*)	Conducteur Conductor	P1	P2	P3	Ø1	Ø2	Ø3	Ø4	Charge de rupture Ultimate strength Carga de rotura (daN)	Poids net Net weight Peso neto (kg)
P 34D--LA 15 M2	ASTER 570	100	200	150	18	18	14	12	15000	14,6
P 34D--LA 15 M3										15,0

Pour autres références, nous consulter.

(*) Homologué E.D.F.

— Valeur de tarage à indiquer :

14 = 14 kN ± 15 %

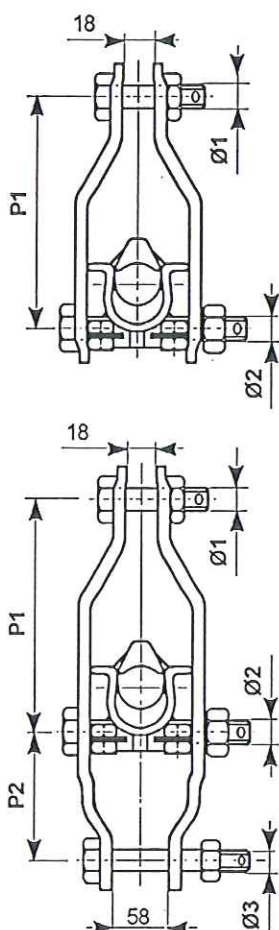
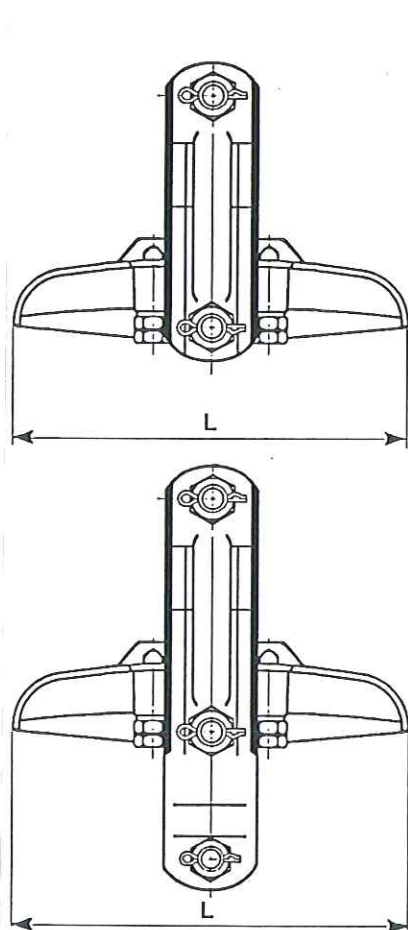
20 = 20 kN ± 15 %

30 = 30 kN ± 15 %

PINCES DE SUSPENSION A GLISSEMENT

Slipping load suspension clamps

Grapas de suspensión con deslizamiento



P 1 HT--
P 3 HT--
P 4 HT--
P 5 HT--
P 6 HT--

P 1 HT--P
P 3 HT--P
P 5 HT--P
P 5 HT--P
P 6 HT--P

REFERENCE (*)	Câble	Ø1	Ø2	Ø3	L	P1	P2	Charge de rupture <i>Ultimate strength</i> <i>Carga de rotura</i> (daN)	Charge de rupture de l'accrochage (daN)	Poids net <i>Net weight</i> <i>Peso neto</i> (kg)
P 1 HT--	ASTER288 PASTEL228	18	18	14	450	205		13000	15000	5,50
P 1 HT--P	PASTEL228 PASTEL299						110			6,70
P 3 HT--	ASTER366				280	185		9500		4,80
P 3 HT--P	THYM 157 + GC						110			5,90
P 4 HT--	PASTEL412				450	205		14500		6,20
P 4 HT--P	PHLOX 181 + GC PHLOX 228 + GC						110			7,40
P 5 HT--	PETUNIA612							15000		6,10
P 5 HT--P	PHLOX 288 + GC THYM 268 + GC						110			7,30
P 6 HT--	ASTER570							11500		4,60
P 6 HT--P							110			5,80

(*) Homologation en cours.

-- Valeur de tarage à indiquer :

08 = 8 kN

14 = 14 kN

20 = 20 kN

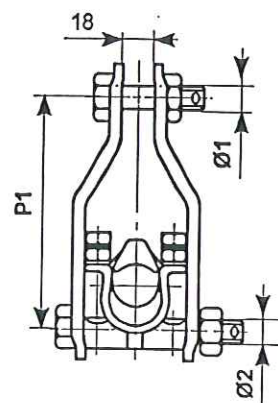
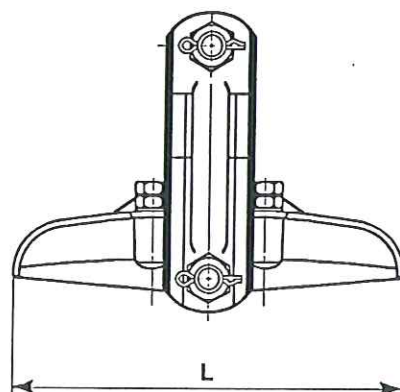
30 = 30 kN ► pour pinces P 4 et P 5

PINCES DE SUSPENSION A GLISSEMENT

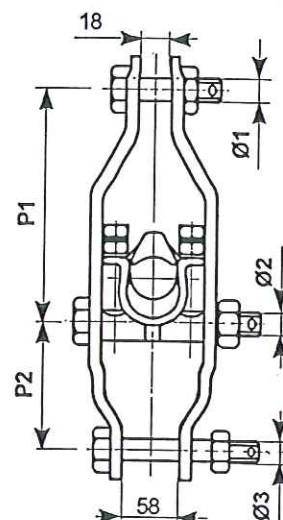
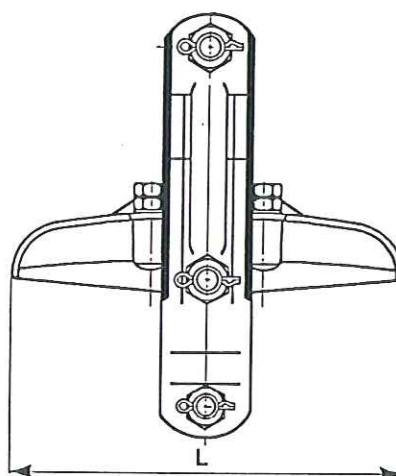
Slipping load suspension clamps

Grapas de suspension con deslizamiento

P 2 HT--



P 2 HT--P



REFERENCE (*)	Câble	Ø1	Ø2	Ø3	L	P1	P2	Charge de rupture Ultimate strength Carga de rotura (daN)	Charge de rupture de l'accrochage (daN)	Poids net Net weight Peso neto (kg)
P 2 HT--	ASTER228	18	18	14	250	185	110	7500	15000	4,10
	PHLOX 94 + GC									
P 2 HT--P	PHLOX 116 + GC PHLOX 147 GC									5,30

(*) Homologation en cours.

– Valeur de tarage à indiquer :

08 = 8 kN

14 = 14 kN

20 = 20 kN

30 = 30 kN

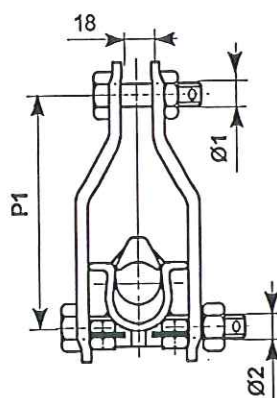
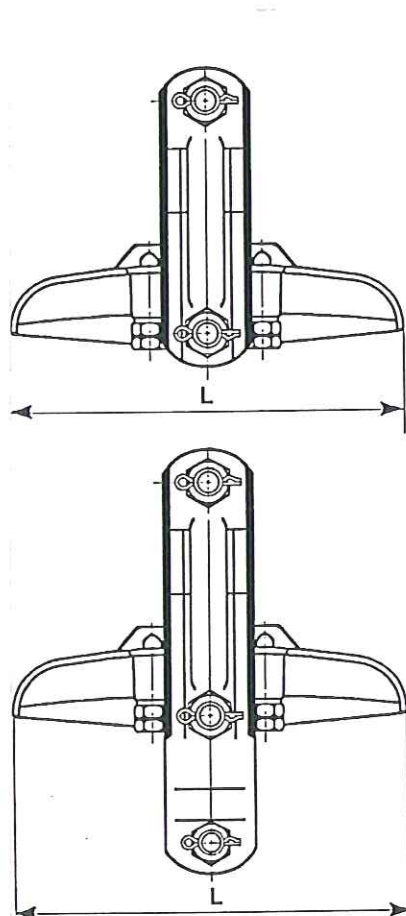
pour toutes références

pour pinces P 4 et P 5

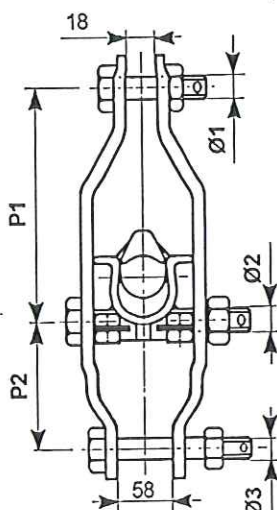
PINCES DE SUSPENSION A GLISSEMENT

Slipping load suspension clamps

Grapas de suspension con deslizamiento



P 27 HT--
P 34 HT--



P 27 HT--P
P 34 HT--P

REFERENCE	Conducteur Conductor	Ø1	Ø2	Ø3	L	P1	P2	Charge de rupture Ultimate strength Carga de rotura (daN)	Poids net Net weight Peso neto (kg)
P 27 HT--	ASTER366	18	18	14	280	185		9500	4,80
P 27 HT--P	PASTEL 181 + GC						110		5,90
P 34 HT--	ASTER570							11500	4,60
P 34 HT--P							110		5,80

-- Valeur de tarage à indiquer :

14 = 14 kN ± 15 %

20 = 20 kN ± 15 %

30 = 30 kN ± 15 %

ÉCROUS FUSIBLES

REFERENCE	Couleur Colour Color	Valeur de tarage (kN)	
		P 19 / P 23	P 27 / P 34
2 HM 12 C 25	Bleu	08	14
2 HM 12 C 35	Blanc (argent)	14	20
2 HM 12 C 50	Or	-	30

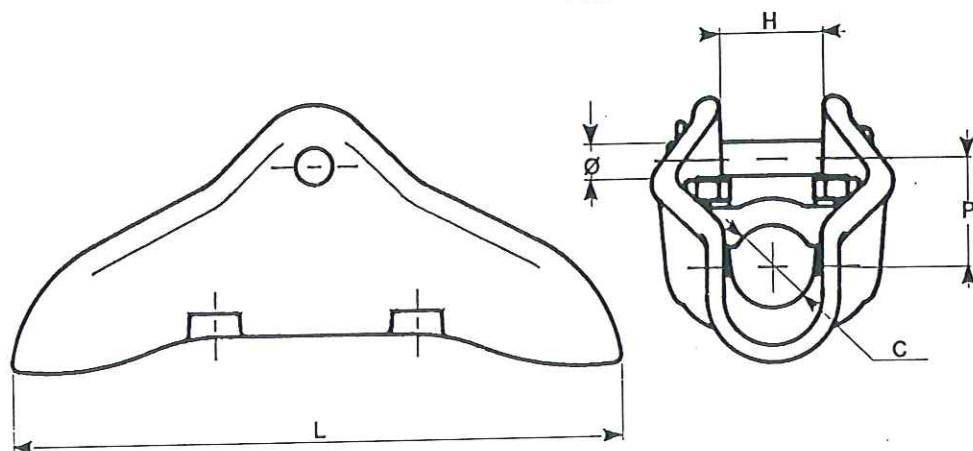
Fourniture en kit de 4 écrous.

PINCES DE SUSPENSION

Suspension clamps

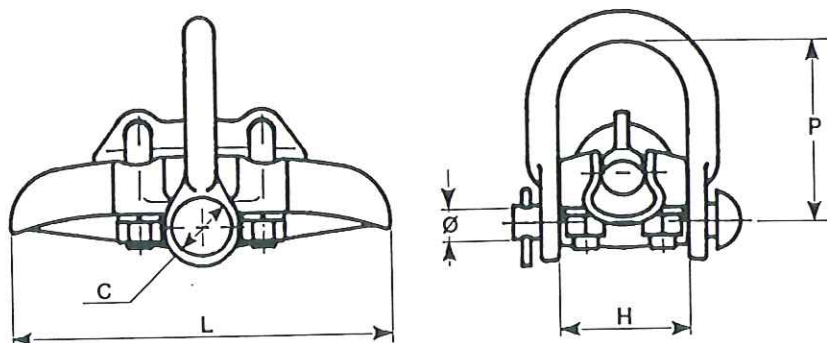
Grapas de suspension

Alliage d'aluminium
Aluminium alloy
Aleacion de aluminio



REFERENCE	Capacité Conducteur Conductor Range Conductor		P	H	C	L	Ø	Charge de rupture Ultimate strength Carga de rotura (daN)	Poids net Net weight Peso neto (kg)
	Ø mm	S mm ²							
SCF 304	28-30,4	460-546	46	42	30,4	265	16	12000	2,200
SCF 383	32-38,3	603-860	51	49	38,3	290	16	12000	2,400
SCF 465	40,5-46,5	980-1260	56	56	46,5	290	16	12000	2,535
SCF 537	46,5-53,7	1260-1800	59	63	53,7	290	16	12000	2,750

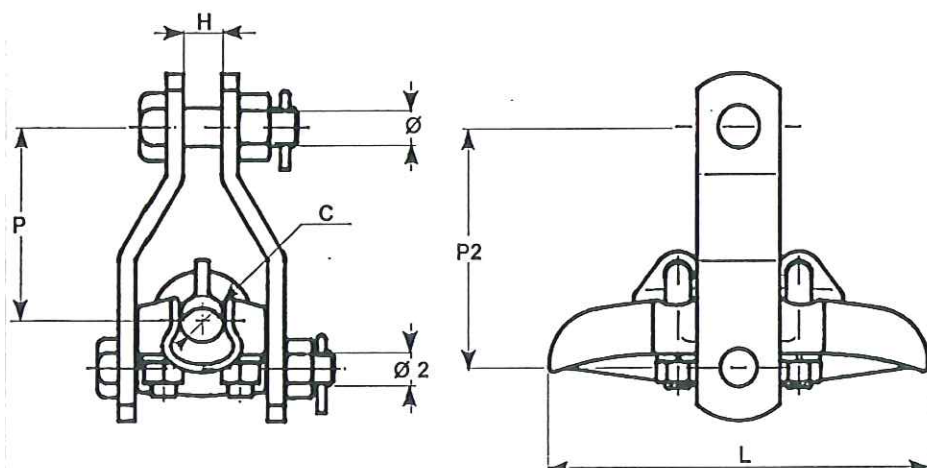
Zamak
Zamack
Zamak



REFERENCE	Capacité Conducteur Conductor Range Conductor		Etriers U Bolts Estribos		P	C	L	H	Ø	Charge de rupture Ultimate strength Carga de rotura (daN)	Poids net Net weight Peso neto (kg)
	Ø mm	S mm ²	Nb	Ø							
SE 12 21 Z	12-21	86-240	2	12	85	21	180	60	16	7000	1,200
SE 19 30 Z	19-28	228-475	2	12	95	30	200	70	16	8000	2,775
SE 34 45 Z	34-45	709-1144	2	14	135	45	260	100	16	10000	3,360

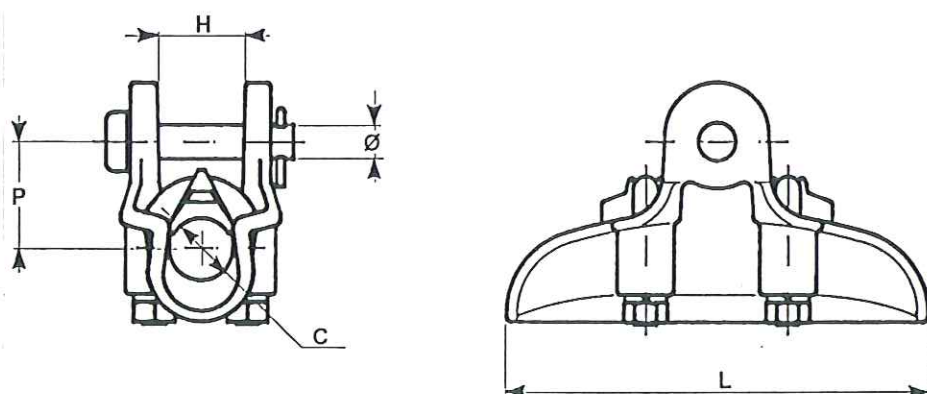
PINCES DE SUSPENSION

Suspension clamps
Grapas de suspension



Zamak
Zamack
Zamak

REFERENCE	Capacité Conducteur Conductor Range Conductor		Etriers U Bolts Estribos		P	P2	C	L	H	Ø	Ø 2	Charge de rupture Ultimate strength Carga de rotura (daN)	Poids net Net weight Peso neto (kg)
	Ø mm	S mm ²	Nb	Ø									
SEF 12 21 Z	12-21	86-240	2	12	92	115	21	180	18	18	16	7000	2,110
SEF 19 30 Z	19-28	228-475	2	12	101	130	30	200	18	18	16	10000	2,600
SEF 34 45 Z	34-45	709-1144	2	14	140	180	45	260	20	18	16	10000	5,180



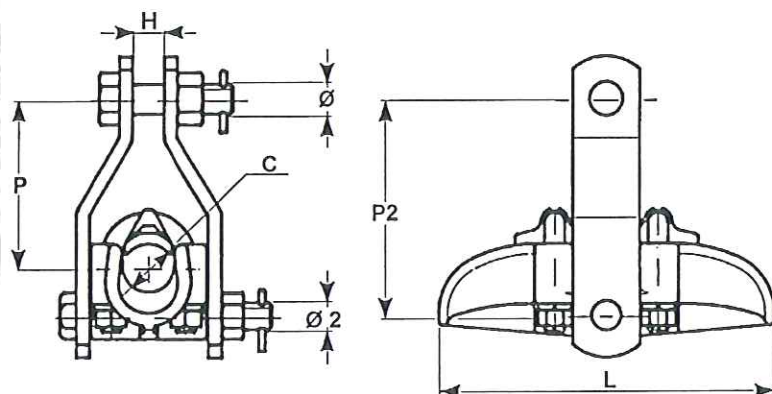
Alliage d'aluminium
Aluminium alloy
Aleacion de aluminio

REFERENCE	Capacité Conducteur Conductor Range Conductor		Etriers U Bolts Estribos		P	C	L	H	Ø	Charge de rupture Ultimate strength Carga de rotura (daN)	Poids net Net weight Peso neto (kg)
	Ø mm	S mm ²	Nb	Ø							
SO 6 15 AL	6-15	22-130	2	10	45	15	120	18	16	7000	0,550
SO 12 21 AL	12-21	75-240	2	12	50	21	180	22	16	7000	0,920
SO 19 30 AL	19-30	228-475	2	12	50	30	200	40	16	7000	1,100
SO 25 36 AL	25-36	376-709	2	12	55	36	230	42	16	10000	1,475
SO 33 42 AL	33-42	640-1000	2	12	60	42	320	48	16	12000	2,360

PINCES DE SUSPENSION

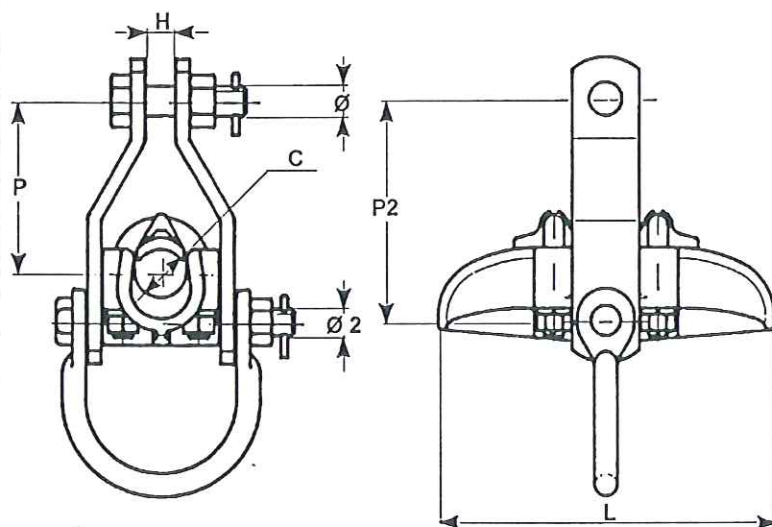
Suspension clamps
Grapas de suspension

Alliage d'aluminium
Aluminium alloy
Aleacion de aluminio



REFERENCE	Capacité Conducteur Conductor Range Conductor		Etriers U Bolts Estribos		P	P2	C	L	H	Ø	Ø 2	Charge de rupture Ultimate strength Carga de rotura (daN)	Poids net Net weight Peso neto (kg)
	Ø mm	S mm²	Nb	Ø									
SEF 12 21 AL	12-21	86-240	2	12	92	115	21	180	18	18	16	7000	1,365
SEF 19 30 AL	19-28	228-475	2	12	101	130	30	200	18	18	16	10000	2,050
SEF 25 36 AL	25-36	376-709	2	12	115	150	36	230	18	18	16	10000	3,000
SEF 34 45 AL	34-45	709-1144	2	14	140	180	45	260	20	18	16	10000	3,350
SEF 57 63 AL	57-63	nous consulter	2	16	160	210	63	300	20	18	16	10000	4,900

Pinces de suspension avec CP
Suspension clamps for counterweights
Grapas de suspension para contrapesos

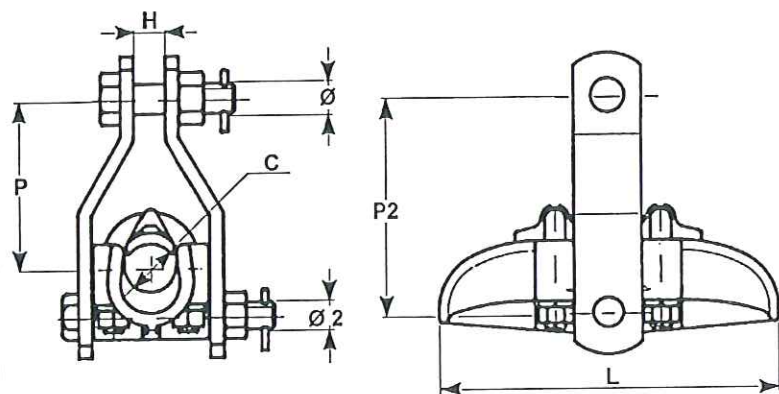


REFERENCE	Capacité Conducteur Conductor Range Conductor		Etriers U Bolts Estribos		P	P2	C	L	H	Ø	Ø 2	Charge de rupture Ultimate strength Carga de rotura (daN)	Poids net Net weight Peso neto (kg)
	Ø mm	S mm²	Nb	Ø									
SEF 12 21 AL CP	12-21	86-240	2	12	92	115	21	180	18	18	16	7000	2,090
SEF 19 30 AL CP	19-28	228-475	2	12	101	130	30	200	18	18	16	10000	2,750
SEF 25 36 AL CP	25-36	376-709	2	12	115	150	36	230	18	18	16	10000	3,500
SEF 34 45 AL CP	34-45	709-1144	2	14	140	180	45	260	20	18	16	10000	3,700

PINCES DE SUSPENSION

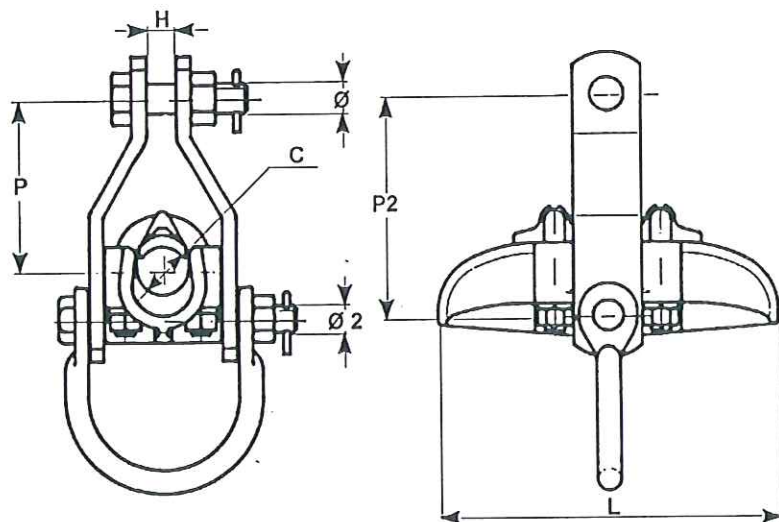
Suspension clamps
Grapas de suspension

Alliage d'aluminium
Aluminium alloy
Aleacion de aluminio



REFERENCE	Capacité Conducteur Conductor Range Conductor		Etriers U Bolts Estribos		P	P2	C	L	H	Ø	Ø 2	Charge de rupture Ultimate strength Carga de rotura (daN)	Poids net Net weight Peso neto (kg)
	Ø mm	S mm ²	Nb	Ø									
SEF 12 21 AL	12-21	86-240	2	12	92	115	21	180	18	18	16	7000	1,365
SEF 19 30 AL	19-28	228-475	2	12	101	130	30	200	18	18	16	10000	2,050
SEF 25 36 AL	25-36	376-709	2	12	115	150	36	230	18	18	16	10000	3,000
SEF 34 45 AL	34-45	709-1144	2	14	140	180	45	260	20	18	16	10000	3,350
SEF 57 63 AL	57-63	nous consulter	2	16	160	210	63	300	20	18	16	10000	4,900

Pinces de suspension avec CP
Suspension clamps for counterweights
Grapas de suspension para contrapesos

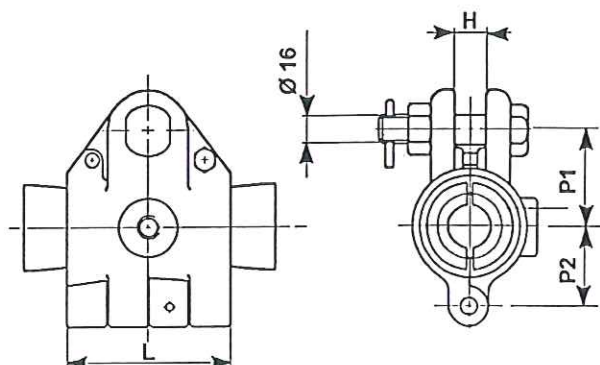


REFERENCE	Capacité Conducteur Conductor Range Conductor		Etriers U Bolts Estribos		P	P2	C	L	H	Ø	Ø 2	Charge de rupture Ultimate strength Carga de rotura (daN)	Poids net Net weight Peso neto (kg)
	Ø mm	S mm ²	Nb	Ø									
SEF 12 21 AL CP	12-21	86-240	2	12	92	115	21	180	18	18	16	7000	2,090
SEF 19 30 AL CP	19-28	228-475	2	12	101	130	30	200	18	18	16	10000	2,750
SEF 25 36 AL CP	25-36	376-709	2	12	115	150	36	230	18	18	16	10000	3,500
SEF 34 45 AL CP	34-45	709-1144	2	14	140	180	45	260	20	18	16	10000	3,700

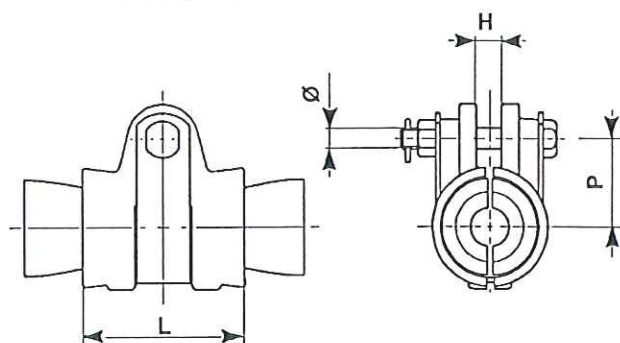
PINCES DE SUSPENSION

Suspension clamps
Grapas de suspension

Alliage d'aluminium
Aluminium alloy
Aleacion de aluminio



REFERENCE	Capacité Conducteur Conductor Range Conductor Ø mm	Marquage / Marking S.A.A.E.		L	H	P1	P2	Charge de rupture Ultimate strength Carga de rotura (daN)	Poids net Net weight Peso neto (kg)
		on Rep.1	on Rep.2						
SAR 138 164 A	13,73 to 14,54	SAR 138 164 A	Ø 13,7 - 14,5	90	18	53	44	4500	1,140
SAR 138 164 B	14,55 to 15,40	SAR 138 164 B	Ø 14,5 - 15,4	90	18	53	44		1,140
SAR 138 164 C	15,41 to 16,65	SAR 138 164 C	Ø 15,4 - 16,6	90	18	53	44		1,140
SAR 172 199 A	16,66 to 17,86	SAR 172 199 A	Ø 16,6 - 17,8	114	18	55	46		1,230
SAR 172 199 B	17,87 to 18,80	SAR 172 199 B	Ø 17,8 - 18,8	114	18	55	46		1,230
SAR 172 199 C	18,81 to 19,87	SAR 172 199 C	Ø 18,8 - 19,8	114	18	55	46		1,230
SAR 200 240 A	20,00 to 21,30	SAR 200 240 A	Ø 20 - 21,3	120	19	72	55		1,870
SAR 200 240 B	21,31 to 22,60	SAR 200 240 B	Ø 21,3 - 22,6	120	19	72	55		1,850
SAR 200 240 C	22,61 to 24,00	SAR 200 240 C	Ø 22,6 - 24	120	19	72	55		1,850



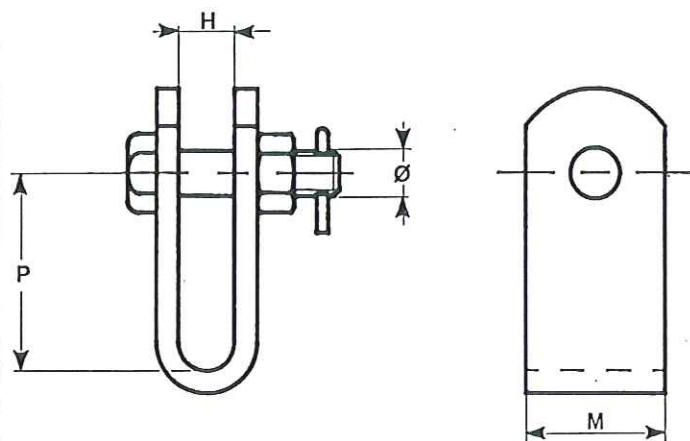
REFERENCE	Capacité Conducteur Conductor Range Conductor Ø mm	Marquage / Marking S.A.A.E.		L	H	P	Ø	Charge de rupture Ultimate strength Carga de rotura (daN)	Poids net Net weight Peso neto (kg)
		on Rep.1	on Rep.2						
SAR 90 111	9,90 to 10,50	SAR 90 111	Ø 9,9 - 10,5	70	24	55	16	4500	0,715
SAR 230 258	24,81 to 25,81	SAR 230 258	Ø 24,8 - 25,8	120	24	75	18		2,075
SAR 307 337	30,70 to 32,24	SAR 307 337	Ø 30,7 - 32,2	140	25	75	18		2,900

CONNECTEURS DE PINCES

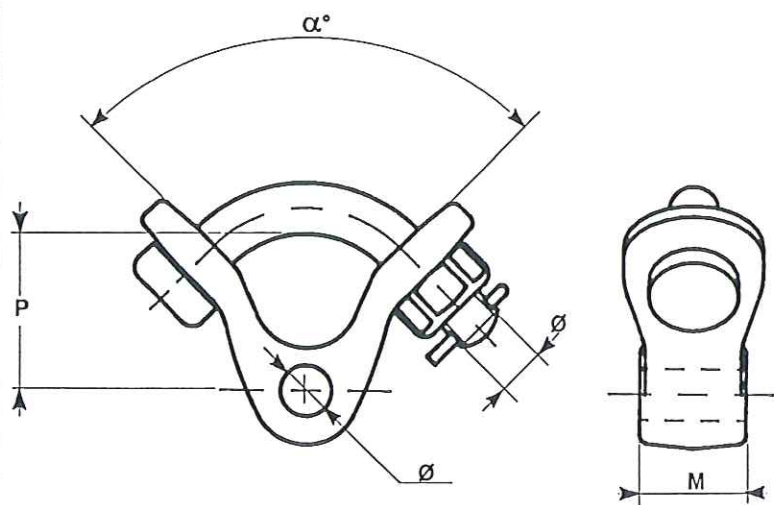
Clamps connectors

Conectores de grapas

Aciergalvanisé
Galvanized steel
Acero galvanizado



REFERENCE	P	Ø	M	H	Charge de rupture Ultimate strength Carga de rotura (daN)	Poids net Net weight Peso neto (kg)
CO U 40	70	16	38	18	12000	0,580
CO U 45	75	16	45	18	12000	0,750
CO U 50	70	16	50	20	12000	0,750
CO U 60	75	18	60	22	16500	1,000
CO U 70	70	18	70	18	15000	1,520
CO U 100	75	18	100	20	16000	1,780



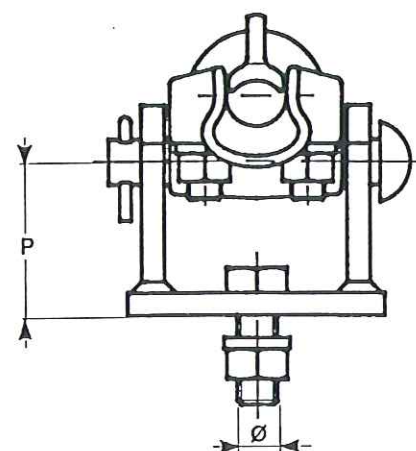
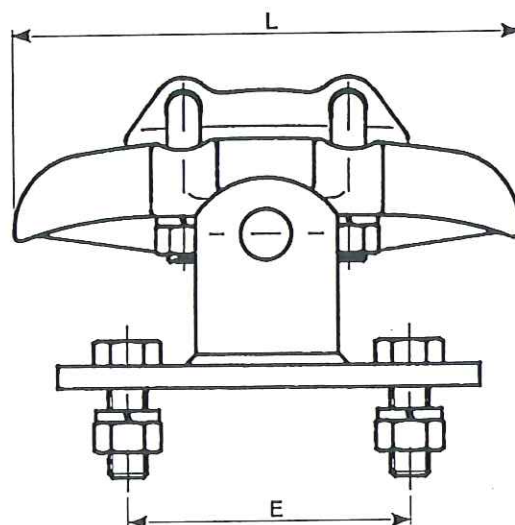
REFERENCE	P	Ø	M	α°	Charge de rupture Ultimate strength Carga de rotura (daN)	Poids net Net weight Peso neto (kg)
CY 38 2	55	18	38	90	12000	1,020

BLOCS OSCILLANTS

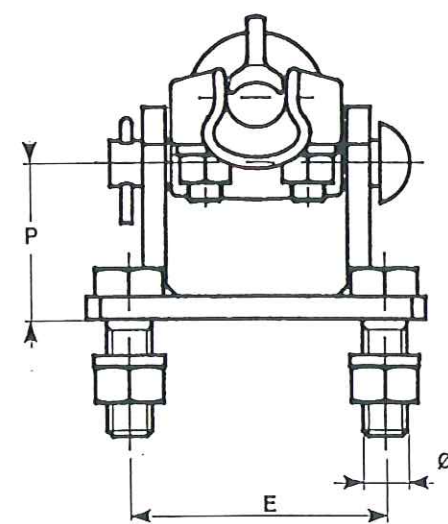
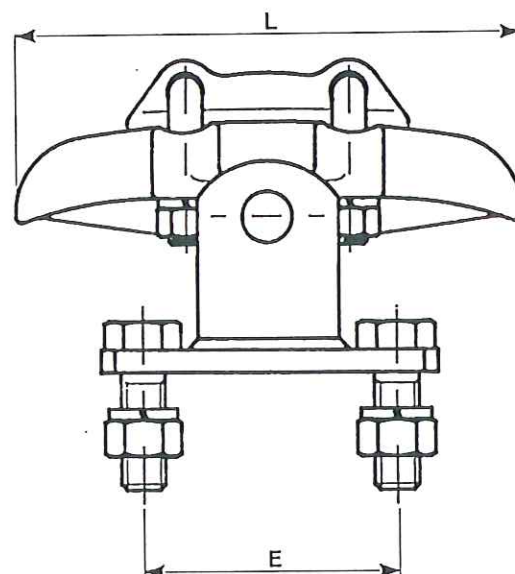
Tower top clamps

Balancines de suspension

Alliage d'aluminium
Aluminium alloy
Aleación de aluminio



REFERENCE	Capacité Conducteur Conductor Range Conductor		Etriers U Bolts Estribos		P	E	L	Ø	Poids net Net weight Peso neto (kg)
	Ø mm	S mm ²	Nb	Ø					
SE 12 21 AL T2	12-21	86-240	2	12	55	100	180	14	2,200
SE 19 30 AL T2	19-30	228-475	2	12	55	100	200	14	2,500

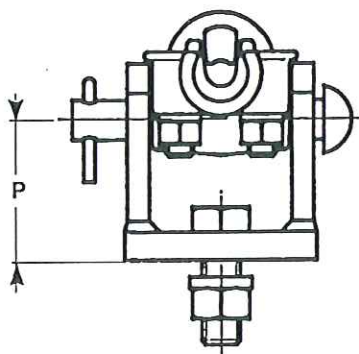
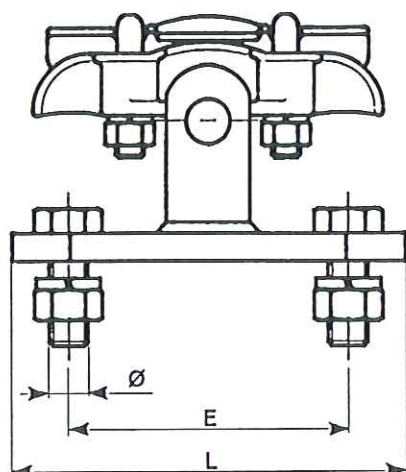


REFERENCE	Capacité Conducteur Conductor Range Conductor		Etriers U Bolts Estribos		P	E	L	Ø	Poids net Net weight Peso neto (kg)
	Ø mm	S mm ²	Nb	Ø					
SE 12 21 AL T4	12-21	86-240	2	12	55	90	180	16	2,350
SE 19 30 AL T4	19-30	228-475	2	12	55	90	200	14	2,560

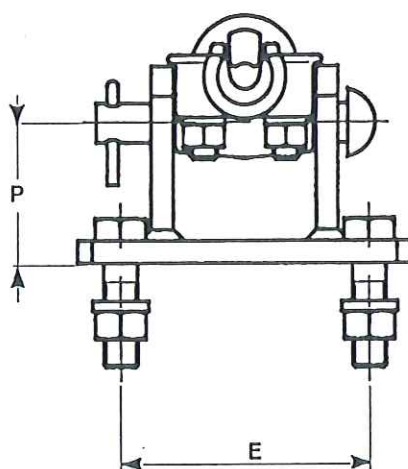
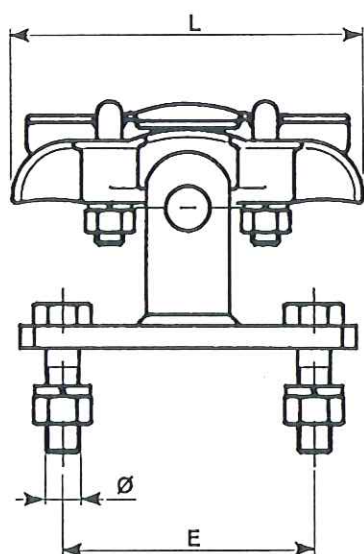
BLOCS OSCILLANTS

Tower top clamps
Balancines de suspension

Fonte galvanisée
Galvanized cast iron
Fundición maleable galvanizada



REFERENCE	Capacité Conducteur Conductor Range Conductor		Etriers U Bolts Estribos		P	E	L	Ø	Poids net Net weight Peso neto (kg)
	Ø mm	S mm ²	Nb	Ø					
SE 10 T2	7-11	28-70	2	10	50	100	125	14	1,950



REFERENCE	Capacité Conducteur Conductor Range Conductor		Etriers U Bolts Estribos		P	E	L	Ø	Poids net Net weight Peso neto (kg)
	Ø mm	S mm ²	Nb	Ø					
SE 10 T4	7-11	28-70	2	10	50	90	125	12	2,250
SE 16 T4	10-16	60-150	2	12	55	90	190	14	2,760

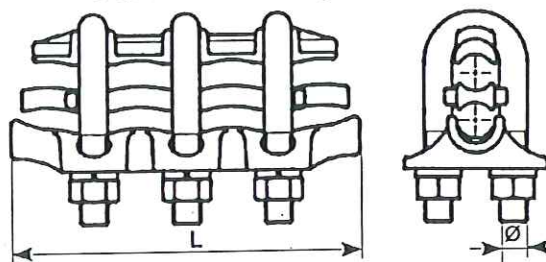
BLOCS DE DOUBLEMENT

PG clamps


Conectores bifilar

REFERENCE	Capacité Conducteur Conductor Range Conductor		Etriers U Bolts Estribos		L	Poids net Net weight Peso neto (kg)
	Ø mm	S mm²	Nb	Ø		
BB 18	14,8-17,5	116-181	3	12	152	1,245

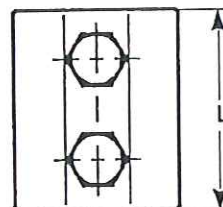
Fonte galvanisée
Galvanized cast iron
Fundición maleable galvanizada



Acier galvanisé
Galvanized steel
Acero galvanizado

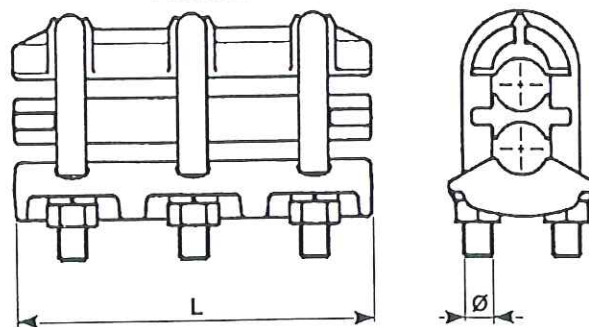


REFERENCE	Capacité Conducteur Conductor Range Conductor		L	Ø	Poids net Net weight Peso neto (kg)
	Ø mm	S mm²			
BB 7 13 AC	7-13	28-98	70	12	0,420
BB 12 16 AC	12-16	90-148	70	12	0,470
BB 7 13 AC3	7-13	28-98	100	12	0,630

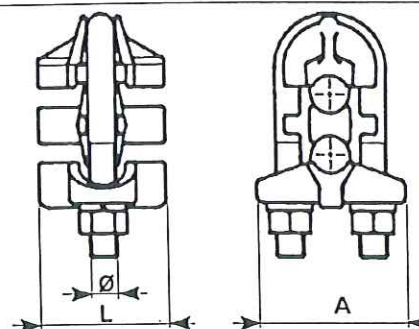


Alliage d'aluminium
Aluminium alloy
Aleación de aluminio

REFERENCE	Capacité Conducteur Conductor Range Conductor		Etriers U Bolts Estribos		L	Poids net Net weight Peso neto (kg)
	Ø mm	S mm²	Nb	Ø		
BB 12 AL	7,5-12,5	34-94	2	12	100	0,500
BB 14 AL	9,5-14	54-116	2	10	72	0,380
BB 16 AL	12,5-16	94-148	3	12	140	0,790
BB 161 AL	12,5-16	93-148	2	12	85	0,700
BB 18 AL	14,8-17,5	116-181	2	12	85	0,650
BB 20 AL	15,75-20	148-228	4	12	190	1,380
BB 24 AL	19,6-25	228-336	3	14	172	1,680



REFERENCE	Capacité Conducteur Conductor Range Conductor		L	A	Ø	Poids net Net weight Peso neto (kg)
	Ø mm	S mm²				
LC 10	4-10,5	12-70	40	50	10	0,175
LC 16	10-16	54-148	55	65	12	0,200

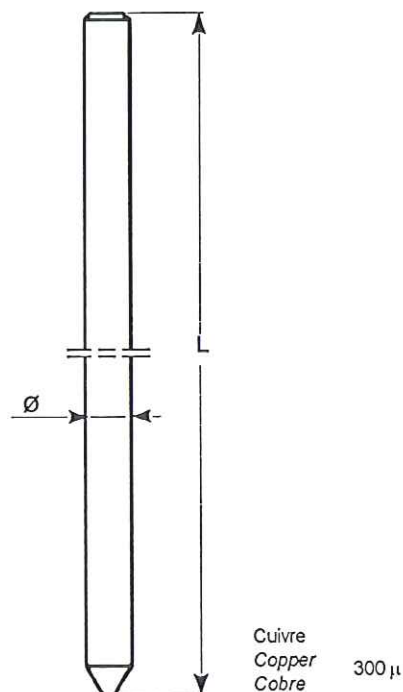


MATERIEL DE MISE A LA TERRE

Grounding equipment
Herrajes de puesta a tierra

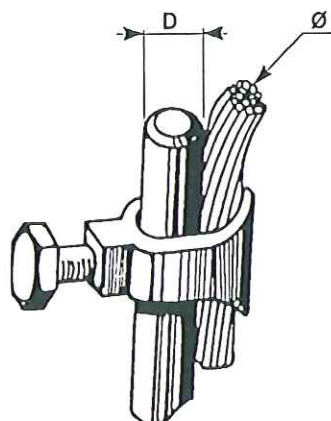
PIQUETS DE TERRE GROUNDING RODS VARILLAS DE TIERRA

Acier - Cuivre
Steel - Copper
Acero - Cobre



REFERENCE	Ø	L	Poids net Net weight Peso neto (kg)
PCE 658 P10 PO	14,3	1000	1,300
PCE 658 P15 PO	14,3	1500	2,000
PCE 658 P20 PO	14,3	2000	2,500
PCE 658 P25 PO	14,3	2500	3,300
PCE 634 P10 PO	17,3	1000	1,850
PCE 634 P15 PO	17,3	1500	2,700
PCE 634 P20 PO	17,3	2000	3,700
PCE 634 P25 PO	17,3	2500	4,500

COLLIER CLAMP GRAPA



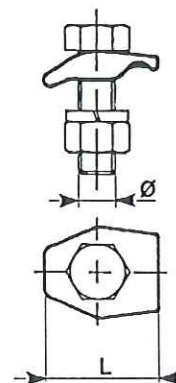
REFERENCE	D Piquet	Câble Ø mm admis.	Poids net Net weight Peso neto (kg)
GEN / KR	14,6	95	0,090
	18,3	50	

BLOCS MISE A LA TERRE

Grounding washers
Arandelas de tierra

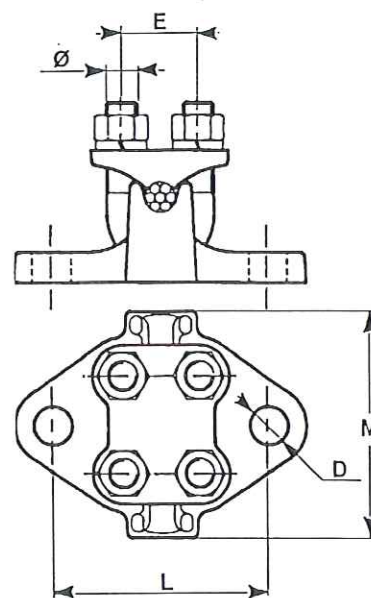
Laiton + vis bronze
Laiton + vis acier

REFERENCE	Capacité Conducteur Conductor Range Conductor Ø mm	Ø	L	Poids net Net weight Peso neto (kg)
BTS 4 10	4-10	12	37	0,130



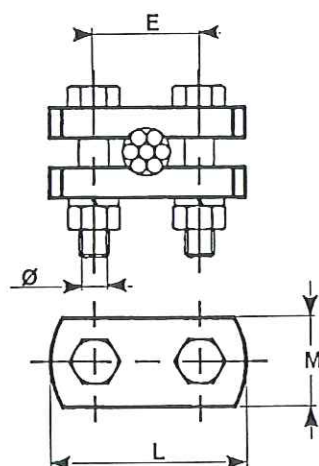
Fonte galvanisée
Galvanized cast iron
Fundicion maleable galvanizada

REFERENCE	Capacité Conducteur Conductor Range Conductor Ø mm	Ø	L	E	D	M	Poids net Net weight Peso neto (kg)
S 2 T 12	6-12	12	85	30	14	88	1,000



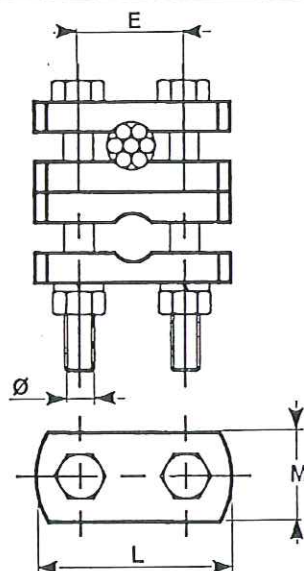
BLOCS DE TERRE

Ground wire clamps
Grapas de tierra

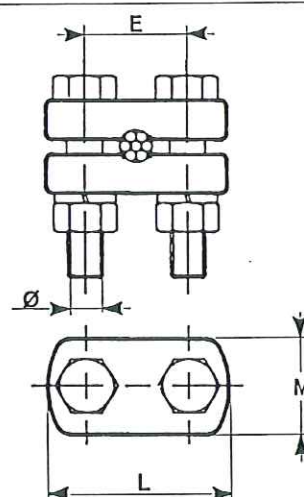


Alliage d'aluminium
Aluminium alloy
Aleación de aluminio

REFERENCE	Capacité Conducteur Conductor Range Conductor Ø mm	Ø	L	E	M	Poids net Net weight Peso neto (kg)
2 BAL 7 16	7-16	10	65	35	30	0,200
2 BAL 16 26	16-26	10	70	40	30	0,200



REFERENCE	Capacité Conducteur Conductor Range Conductor Ø mm	Ø	L	E	M	Poids net Net weight Peso neto (kg)
4 BAL 7 16	7-16	12	65	35	30	0,390



Fonte galvanisée
Galvanized cast iron
Fundición maleable galvanizada

REFERENCE	Capacité Conducteur Conductor Range Conductor Ø mm	Ø	L	E	M	Poids net Net weight Peso neto (kg)
ECB	7-13	12	60	34	32	0,420

RONDELLES DE TERRE

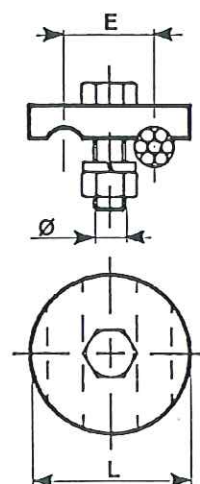
Grounding washers
Arandelas de tierra

Fonte galvanisée
Galvanized cast iron
Fundición maleable galvanizada

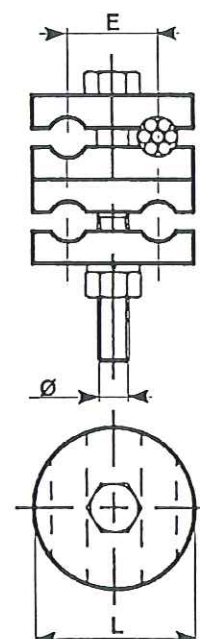
REFERENCE	Capacité Conducteur Conductor Range Conductor Ø mm	Ø	L	E	Poids net Net weight Peso neto (kg)
RTS 50 (7-12) *	7-12	10	50	28	0,160
RTD 50 (7-12) *	7-12	10	50	28	0,400
RTQ 50 (7-12)	7-12	12	50	28	0,610
RTS 55 (7-14)	7-14	18	55	36	0,340
RTD 55 (7-14)	7-14	18	55	36	0,450
RTQ 55 (7-14)	7-14	18	55	36	0,750

* Disponible en Laiton
Available in Brass
Disponible en Latón

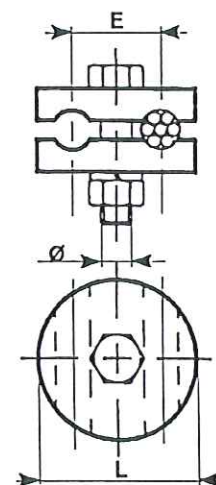
RTS



RTQ



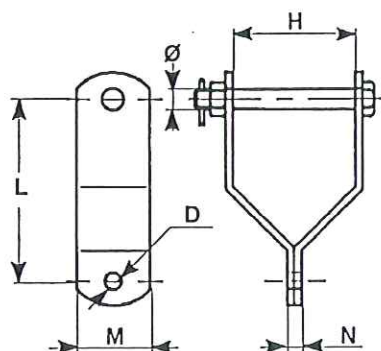
RTD



LANTERNE D'ANCRAGE

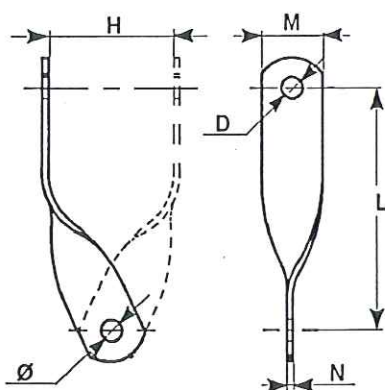
Hooking strap
Linterna de anclaje

Aciergalvanisé
Galvanized steel
Acero galvanizado



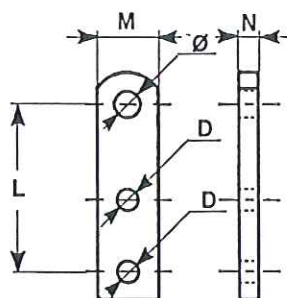
L	M	D	H	N	Ø	Charge de rupture Ultimate strength Carga de rotura (daN)	Poids net Net weight Peso neto (kg)
150	40	14	102	10	12	4000	0,800
150	60	14	102	12	16	5000	1,390

BIELLE D'ACCROCHAGE CROSSARM CLEVIS BIELA DE GANCHAMIENTO



L	M	D	H	N	Ø	Charge de rupture Ultimate strength Carga de rotura (daN)	Poids net Net weight Peso neto (kg)
200	40	22	102	8	18	6000	0,300

PLATINE D'ACCROCHAGE TERMINATING STRAP



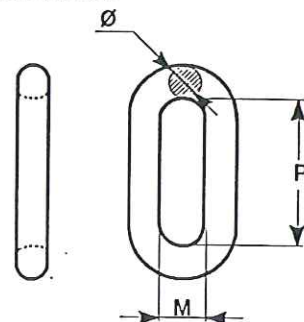
L	M	D	N	Ø	Charge de rupture Ultimate strength Carga de rotura (daN)	Poids net Net weight Peso neto (kg)
140	50	18	16	22	7000	1,050

MAILLONS

Chain links
Eslabones

REFERENCE	P	Ø	M	Charge de rupture Ultimate strength Carga de rotura (daN)	Poids net Net weight Peso neto (kg)
L 5	50	12	20	5000	0,105
O 1	80	16	25	18000	0,370
O 3	125	22	38	36000	1,150

Acier forgé galvanisé
Forged galvanized steel
Acero forjado galvanizado

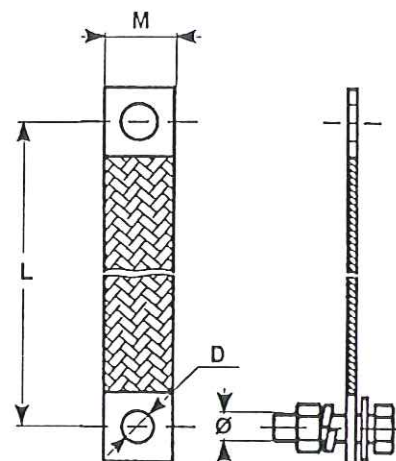


TRESSSES SOUPLES FLEXIBLE BRAID TRENZA FLEXIBLE

L	M	D	Ø	Poids net Net weight Peso neto (kg)
Selon les besoins du client According to client requirements Segun lo que necesita el cliente	* 25	14	10	0,210
	30	14	10	0,270
	50	14	10	0,410

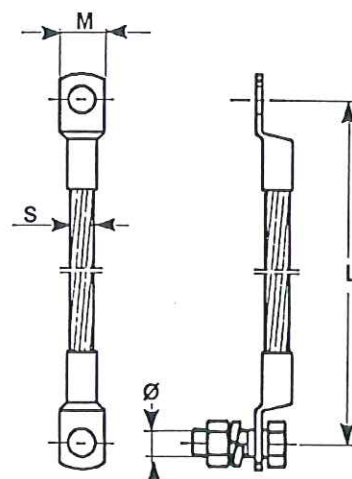
* Disponible en Aluminium
Available in Aluminium
Disponible en Aluminio

Cuivre
Copper
Cobre



ENSEMBLE DE SHUNTAGE BONDING ATTACHMENT CONJUNTO DE ATAMIENTO CON SHUNT

S mm²	L	M	Ø	Poids net Net weight Peso neto (kg)
50	500	21	12	0,350
100	500	21	12	0,700

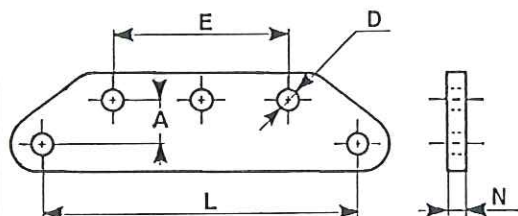


ACCESSOIRES TRAVAIL SOUS TENSION

Accessories for live line working
Accesorios para trabajos en tension

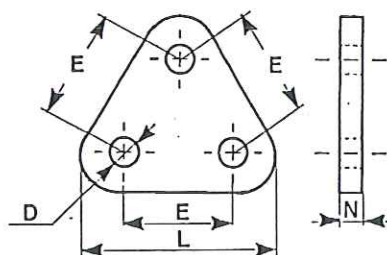
RALLONGE
SERVICE YOKE
YUGOS

Aciergalvanisé
Galvanized steel
Acero galvanizado



L	E	N	A	D	Charge de rupture Ultimate strength Carga de rotura (daN)	Poids net Net weight Peso neto (kg)
290	160	16	40	20	15000	3,000

TRIANGLE DE DEDOUBLEMENT
YOKE PLATE
YUGOS MANGULERES



L	E	N	D	Charge de rupture Ultimate strength Carga de rotura (daN)	Poids net Net weight Peso neto (kg)
135	75	16	20	15000	1,320

ACCESSOIRES DE LIGNES

Line fittings

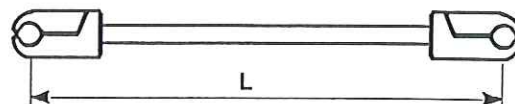
Accesorios para linea

			Page Page Pagina
Entretoises	<i>Spacers</i>	<i>Espaciadores</i>	83-84
Amortisseurs stockbridge	Stockbridge dampers	Amortiguadores stockbridge	85
Blocs antivibratoires	Antivibration PG clamps	Grapas antivibratorias	85
Balises	Warning devices	Balizas	86-87

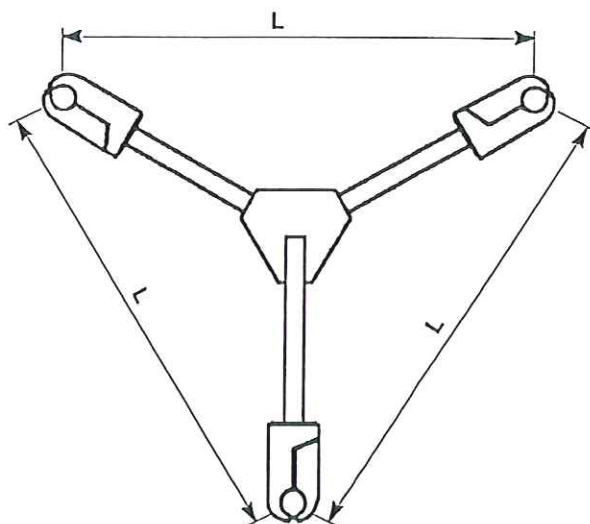
ENTRETOISES

Spacers
Separadores

REFERENCE	Capacité Conducteur Conductor Range Conductor		L	Poids net Net weight Peso neto (kg)
	mini.	maxi.		
END 4B 412	26,5	28	400	2,20
END 4B 570x612 A (*)	30,5	32,5		2,96
END 6B 570x612 A (*)			600	3,70
END 6B 851x865 (*)	35	38,5		3,60
END 6B 1144x1185 (*)	44	45		4,80
END 6B 1600	48	52		4,00

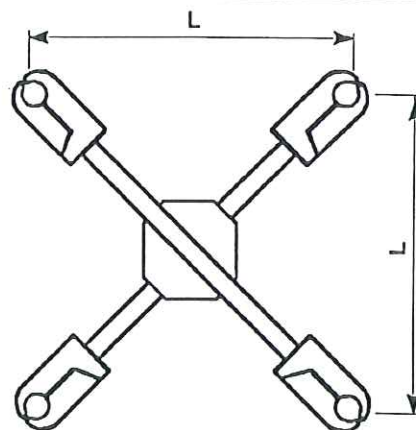


REFERENCE	Capacité Conducteur Conductor Range Conductor		L	Poids net Net weight Peso neto (kg)
	mini.	maxi.		
ENT 6B 570x612 A (*)	30	32,5	600	7,20



REFERENCE	Capacité Conducteur Conductor Range Conductor		L	Poids net Net weight Peso neto (kg)
	mini.	maxi.		
ENQ 4B 570x612 A (*)	30	32,5	400	8,30

(*) Homologué E.D.F.

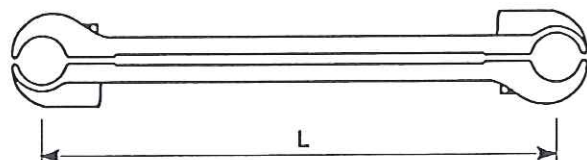


ENTRETOISES

Spacers
Separadores

ENTRETOISES RIGIDES POUR BRETELLES SPACERS SEPARADORES

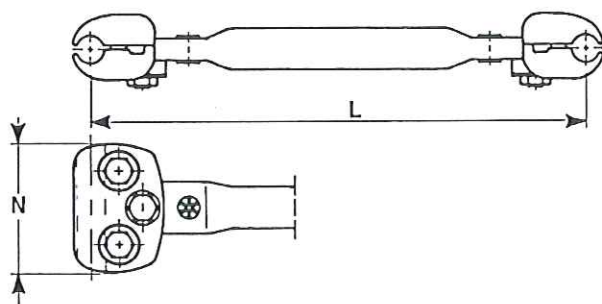
Acier et alliage d'aluminium
Steel and aluminium alloy
Acero y aleación de aluminio



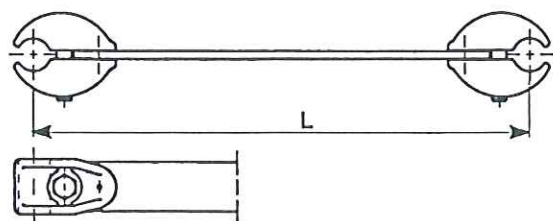
REFERENCE (*)	Capacité Conducteur Conductor Range Conductor		L	Poids net Net weight Peso neto (kg)
	mini.	maxi.		
ERD 2 570x612	29	32,5	200	0,45
ERD 4 570x612			400	0,70
ERD 4 851	35,5	38,5		0,80

(*) Homologué E.D.F.

ENTRETOISES "EN" "EN" SPACERS SEPARADORES "EN"



REFERENCE	Capacité Conducteur Conductor Range Conductor		L	N	Poids net Net weight Peso neto (kg)
	Ø mm	S mm²			
EN 170 210	17-19,6	170-228	400	105	1,900
EN 228 288	19,6-22,05	228-288	400	105	1,800
EN 366 411	24,8-27	366-440	400	120	2,600
EN 475 612	28,1-32,9	460-612	400	120	2,580



REFERENCE	Capacité Conducteur Conductor Range Conductor		L	Poids net Net weight Peso neto (kg)
	Ø mm	S mm²		
END 28 300	24-28	350-460	*	# 1
END 24	19-24	220-350	*	# 1,1

* L = 200 à 457 selon besoin

L = 200 to 457 as needed

L = 200 hasta 457 según necesario

AMORTISSEURS STOCKBRIDGE

Stockbridge dampers

Amortiguadores stockbridge

Acier et alliage d'aluminium

Steel and aluminium alloy

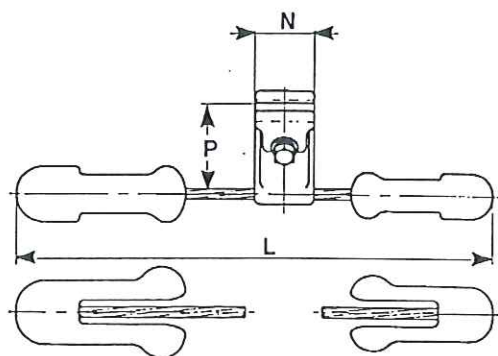
Acero y aleación de aluminio

REFERENCE	Capacité Conducteur Conductor Range Conductor Ø mm	L	N	P	Poids net Net weight Peso neto (kg)
FR 20	6-15	307	42	55	1,700
FR 35	15-26	366	50	75	2,750
FR 40	21-31	514	62	80	4,600
FR 45 *	25-34	514	62	80	4,600

* Utilisation spécifique

Special utilisation

Utilización especial



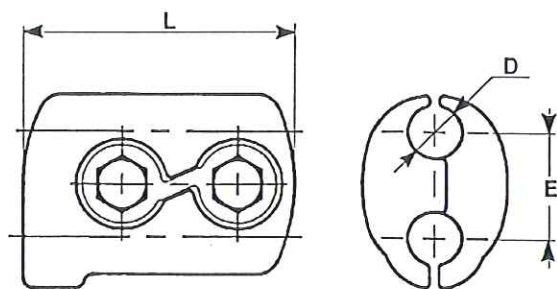
BLOCS ANTIVIBRATOIRES ANTIVIBRATION PG CLAMPS GRAPAS ANTIVIBRATORIAS

Alliage d'aluminium

Aluminium alloy

Aleación de aluminio

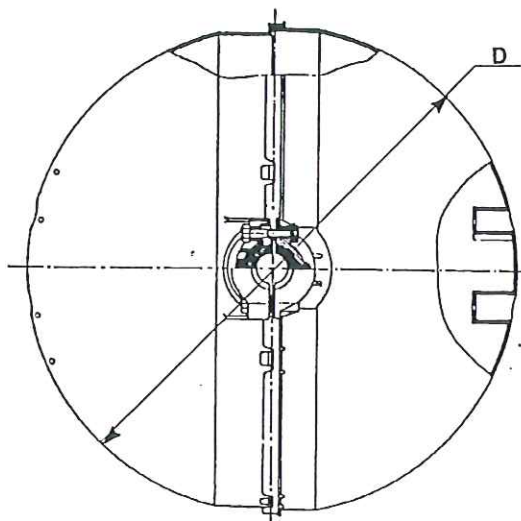
REFERENCE	Capacité Conducteur Conductor Range Conductor		D	L	E	Poids net Net weight Peso neto (kg)
	Ø mm	S mm ²				
BB 52 94	9,4-12,5	52-94	12,5	105	45	0,610
BB 116 182	14-17,5	116-182	17,5	105	45	0,550
BB 228 299	19,6-22,6	228-301	22,6	117	46	0,580
BB 366 411	23,5-26,5	366-411	26,5	117	50	0,670
BB 570 612	29-32,2	570-612	32,2	117	50	0,750



BALISES SPHERIQUES

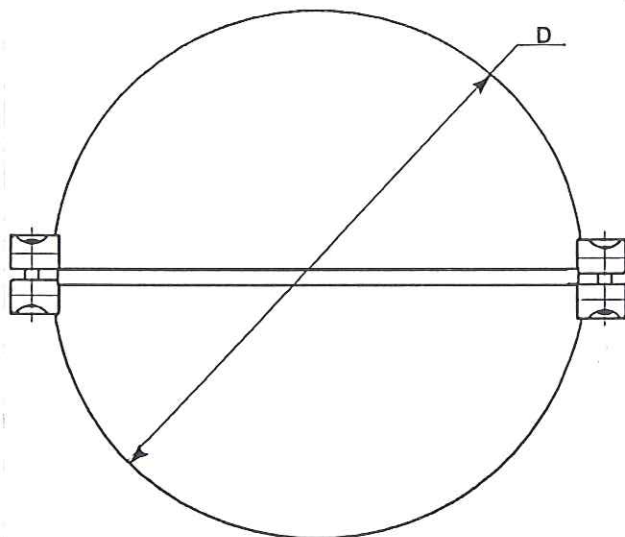
Warning spheres
Balizas esfericas

Plastique
Plastic
Plastico



D	Capacité Conducteur Conductor Range Conductor Ø mm	Couleur Colour Color	Poids net Net weight Peso neto (kg)
600	6 - 48	Rouge Orange Red Orange Rojo Naranja	3,420
		Blanche White Blanco	
		1/2 Rouge 1/2 Blanche	

Aluminium
Aluminium
Aluminio



D	REFERENCE	Capacité Conducteur Conductor Range Conductor		Poids net Net weight Peso neto (kg)
		mini.	maxi.	
500	BA (**) 1 34 94	7,5	13	4,20
	BA (**) 2 94 228	13,1	20	
	(*) BA (**) 59 94	10	12,6	
	(*) BA (**) 116 147	14	15,75	
	(*) BA (**) 181	17,5		
	(*) BA (**) 228 299 (**)	19,6	22,5	
	(*) BA (**) 366 412 (****)	24,8	26,4	
	(*) BA (**) 570 612	31	32,2	
	(*) BA (**) 851	37,9		
	(*) BA (**) 1144 1185	44	45	
	(*) BA (**) 1600	52		

(*) Homologué E.D.F.

(**) B = couleur Blanche, R = couleur Rouge.

(***) À utiliser sur câble THYM 157,4 avec garniture GC 228 - 412 D

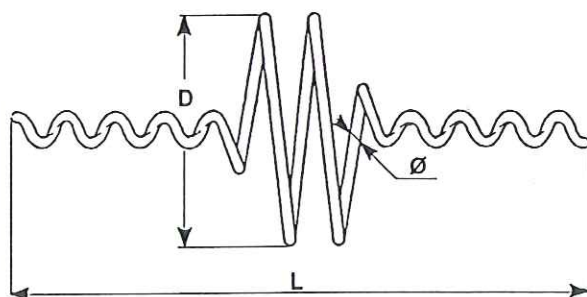
(****) À utiliser sur câble THYM 268 avec garniture GC 366 - 612 D

BALISES

Warning
Balizas

BALISES SPIRALÉES WARNING SPIRALS BALIZAS ESPIRAL

REFERENCE	Couleur Colour Color	Capacité Conducteur Conductor Range Conductor Ø mm	L	D	Ø	Poids net Net weight Peso neto (kg)
BAV 94	Rouge	12,6	932	350	12	0,620
BAV 181	ou Blanc	1,5	932	350	12	0,620
BAV 228	Red	19,6	932	350	12	0,620
BAV 288	or	22,1	932	350	12	0,630
BAV 366	White	24,9	1047	350	12	0,640
BAV 412	Rojo	26,4	1047	350	12	0,650
BAV 570 612	Blanco	32,2	1162	350	12	0,660



BALISES LUMINEUSES OVERHEAD LINE LIGHTING BALIZAS LUMINOSAS

Le produit est adapté à :

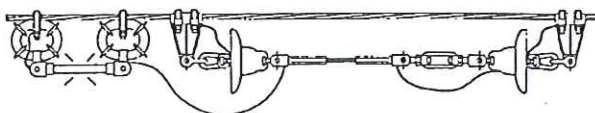
- La tension de la ligne
- La dimension du conducteur
- La configuration de la ligne.

The product is adapted to :

- Line voltage
- Conductor dimension
- Line configuration.

El producto es adaptado a :

- El voltaje de la linea
- La dimension del conductor
- La configuracion de la linea.



Distributed by



DERVAUX S.A.

10 rue Jacquard - BP 3127 - ZI La Madeleine
27031 Evreux Cedex - France

Tél. : (33) 02 32 23 35 60 - Fax : (33) 02 32 23 35 51

www.sicame.com

